

Daily Direct Steer and Heifer Slaughter Cattle Summary

For Trade on:

Monday, April 18, 2022

<a href="#">LM CT100</a>	5-AREA	<a href="#">LM CT109</a>
Neg. Cash Volume: 80	Dressed Formula Vol: 54,065	
Live Steer Avg: N/A	Steer/Heifer Avg: \$220.61	
Live Heifer Avg: \$142.68	Dressed Neg. Grid Vol: 2,568	
Dressed Steer Avg: N/A	Steer/Heifer Avg: \$221.11	
Dressed Heifer Avg: N/A	TOTAL VOLUME: 56,713	
<a href="#">LM CT106</a>	TOTAL WK TO DATE VOLUME: 56,713	
Committed: 60,113	Delivered: 73,166	

<a href="#">LM CT118</a>	TX-OK-NM	<a href="#">LM CT109</a>
Neg. Cash Volume: 0	Dressed Formula Vol: 22,920	
Live Steer Avg: N/A	Steer/Heifer Avg: \$218.53	
Live Heifer Avg: N/A	Dressed Neg. Grid Vol: 128	
Dressed Steer Avg: N/A	Steer/Heifer Avg: \$215.21	
Dressed Heifer Avg: N/A	TOTAL VOLUME: 23,048	
<a href="#">LM CT106</a>	TOTAL WK TO DATE VOLUME: 23,048	
Committed: 20,860	Delivered: 19,662	

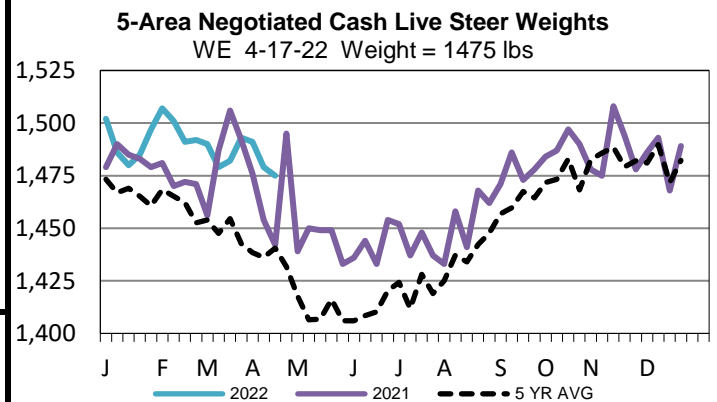
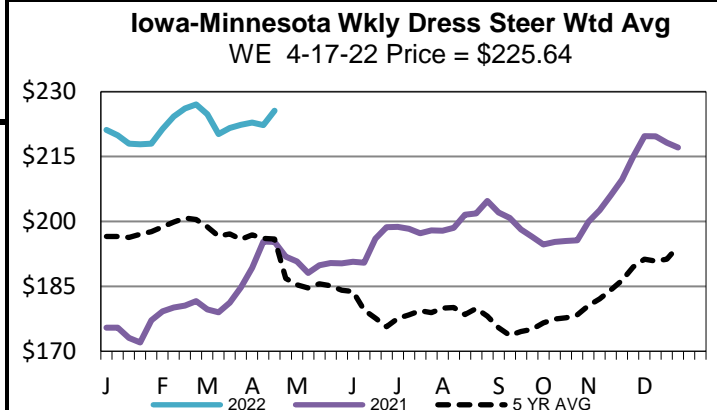
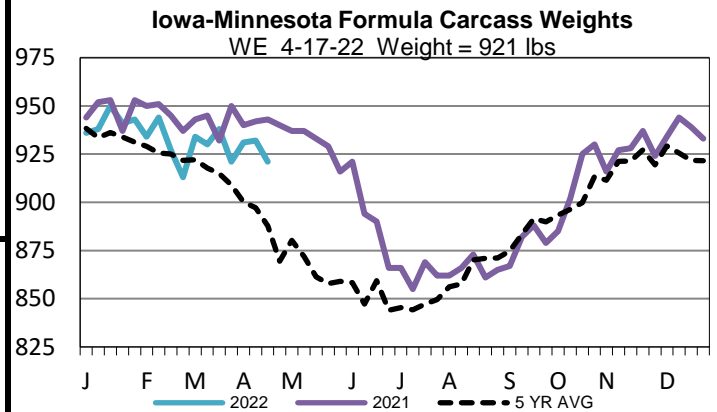
<a href="#">LM CT121</a>	KANSAS	<a href="#">LM CT109</a>
Neg. Cash Volume: 0	Dressed Formula Vol: 20,400	
Live Steer Avg: N/A	Steer/Heifer Avg: \$219.22	
Live Heifer Avg: N/A	Dressed Neg. Grid Vol: 1,120	
Dressed Steer Avg: N/A	Steer/Heifer Avg: \$217.53	
Dressed Heifer Avg: N/A	TOTAL VOLUME: 21,520	
<a href="#">LM CT106</a>	TOTAL WK TO DATE VOLUME: 21,520	
Committed: 14,466	Delivered: 19,711	

<a href="#">LM CT124</a>	NEBRASKA	<a href="#">LM CT109</a>
Neg. Cash Volume: 0	Dressed Formula Vol: 5,025	
Live Steer Avg: N/A	Steer/Heifer Avg: \$230.65	
Live Heifer Avg: N/A	Dressed Neg. Grid Vol: 658	
Dressed Steer Avg: N/A	Steer/Heifer Avg: \$224.05	
Dressed Heifer Avg: N/A	TOTAL VOLUME: 5,683	
<a href="#">LM CT106</a>	TOTAL WK TO DATE VOLUME: 5,683	
Committed: 12,509	Delivered: 17,703	

<a href="#">LM CT134</a>	COLORADO	<a href="#">LM CT109</a>
Neg. Cash Volume: 0	Dressed Formula Vol: 3,885	
Live Steer Avg: N/A	Steer/Heifer Avg: \$224.37	
Live Heifer Avg: N/A	Dressed Neg. Grid Vol: 40	
Dressed Steer Avg: N/A	Steer/Heifer Avg: \$223.53	
Dressed Heifer Avg: N/A	TOTAL VOLUME: 3,925	
<a href="#">LM CT106</a>	TOTAL WK TO DATE VOLUME: 3,925	
Committed: 4,614	Delivered: 5,322	

<a href="#">LM CT137</a>	IA-MN	<a href="#">LM CT109</a>
Neg. Cash Volume: 80	Dressed Formula Vol: 2,173	
Live Steer Avg: N/A	Steer/Heifer Avg: \$225.78	
Live Heifer Avg: \$142.68	Dressed Neg. Grid Vol: 714	
Dressed Steer Avg: N/A	Steer/Heifer Avg: \$226.64	
Dressed Heifer Avg: N/A	TOTAL VOLUME: 2,967	
<a href="#">LM CT106</a>	TOTAL WK TO DATE VOLUME: 2,967	
Committed: 7,664	Delivered: 10,768	

For Monday negotiated cash trading was mostly inactive on very light demand in the Western Cornbelt. Not enough purchases for a market trend. Negotiated cash trading was at a standstill in all other major feeding regions. Last week in the Southern Plains live purchases traded at 139.00. In Nebraska last week live and dressed purchases traded from 140.00-142.00 and from 225.00-227.00, respectively. In Colorado last week live purchases traded from 140.00-142.00. Last week in the Western Cornbelt live and dressed purchases traded from 142.00-143.00 and at 226.00, respectively.



USDA Livestock, Poultry and Grain Market News

St. Joseph, Missouri

Phone: 816-676-7000

[stjoe.lpgmn@ams.usda.gov](mailto:stjoe.lpgmn@ams.usda.gov)