

## Daily Direct Steer and Heifer Slaughter Cattle Summary

For Trade on:

Friday, April 15, 2022

<a href="#">LM CT100</a>	5-AREA	<a href="#">LM CT109</a>	
Neg. Cash Volume:	880	Dressed Formula Vol:	43,788
Live Steer Avg:	\$142.00	Steer/Heifer Avg:	\$221.41
Live Heifer Avg:	\$143.00	Dressed Neg. Grid Vol:	1,886
Dressed Steer Avg:	\$228.64	Steer/Heifer Avg:	\$224.90
Dressed Heifer Avg:	N/A	TOTAL VOLUME:	46,554
<a href="#">LM CT106</a>	TOTAL WK TO DATE VOLUME:		292,641
Committed:	60,163	Delivered:	82,867

<a href="#">LM CT118</a>	TX-OK-NM	<a href="#">LM CT109</a>	
Neg. Cash Volume:	0	Dressed Formula Vol:	13,653
Live Steer Avg:	N/A	Steer/Heifer Avg:	\$218.24
Live Heifer Avg:	N/A	Dressed Neg. Grid Vol:	0
Dressed Steer Avg:	N/A	Steer/Heifer Avg:	N/A
Dressed Heifer Avg:	N/A	TOTAL VOLUME:	13,653
<a href="#">LM CT106</a>	TOTAL WK TO DATE VOLUME:		77,232
Committed:	12,768	Delivered:	23,107

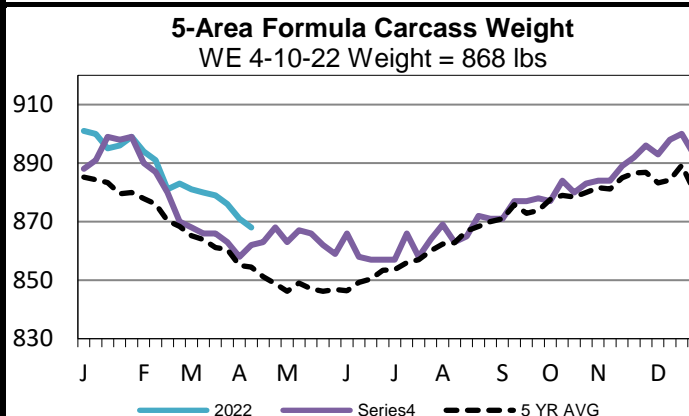
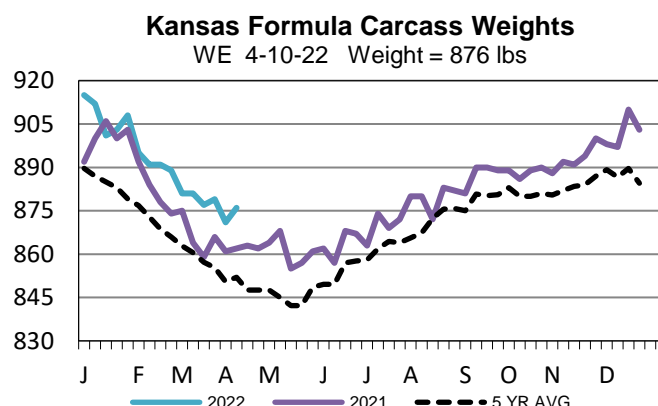
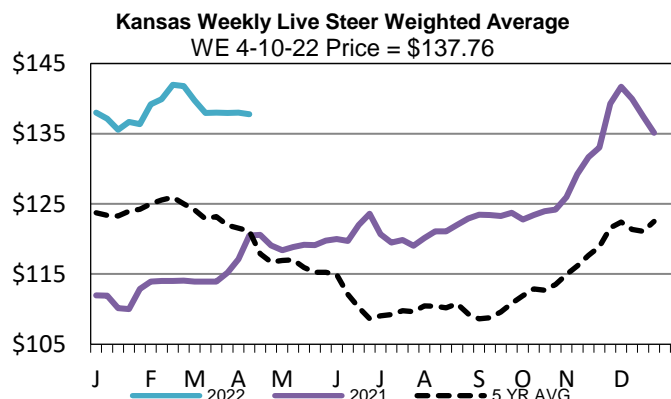
<a href="#">LM CT121</a>	KANSAS	<a href="#">LM CT109</a>	
Neg. Cash Volume:	0	Dressed Formula Vol:	18,370
Live Steer Avg:	N/A	Steer/Heifer Avg:	\$220.97
Live Heifer Avg:	N/A	Dressed Neg. Grid Vol:	471
Dressed Steer Avg:	N/A	Steer/Heifer Avg:	\$221.35
Dressed Heifer Avg:	N/A	TOTAL VOLUME:	18,841
<a href="#">LM CT106</a>	TOTAL WK TO DATE VOLUME:		86,521
Committed:	15,832	Delivered:	26,897

<a href="#">LM CT124</a>	NEBRASKA	<a href="#">LM CT109</a>	
Neg. Cash Volume:	161	Dressed Formula Vol:	4,131
Live Steer Avg:	N/A	Steer/Heifer Avg:	\$228.36
Live Heifer Avg:	N/A	Dressed Neg. Grid Vol:	605
Dressed Steer Avg:	\$230.00	Steer/Heifer Avg:	\$226.22
Dressed Heifer Avg:	N/A	TOTAL VOLUME:	4,897
<a href="#">LM CT106</a>	TOTAL WK TO DATE VOLUME:		66,507
Committed:	8,535	Delivered:	14,690

<a href="#">LM CT134</a>	COLORADO	<a href="#">LM CT109</a>	
Neg. Cash Volume:	0	Dressed Formula Vol:	4,979
Live Steer Avg:	N/A	Steer/Heifer Avg:	\$223.68
Live Heifer Avg:	N/A	Dressed Neg. Grid Vol:	75
Dressed Steer Avg:	N/A	Steer/Heifer Avg:	\$221.42
Dressed Heifer Avg:	N/A	TOTAL VOLUME:	5,054
<a href="#">LM CT106</a>	TOTAL WK TO DATE VOLUME:		22,510
Committed:	14,396	Delivered:	5,033

<a href="#">LM CT137</a>	IA-MN	<a href="#">LM CT109</a>	
Neg. Cash Volume:	719	Dressed Formula Vol:	2,690
Live Steer Avg:	\$142.00	Steer/Heifer Avg:	\$225.68
Live Heifer Avg:	\$143.00	Dressed Neg. Grid Vol:	735
Dressed Steer Avg:	\$226.00	Steer/Heifer Avg:	\$226.43
Dressed Heifer Avg:	N/A	TOTAL VOLUME:	4,144
<a href="#">LM CT106</a>	TOTAL WK TO DATE VOLUME:		40,679
Committed:	8,632	Delivered:	13,140

For Friday negotiated cash trading was at a standstill in the Southern Plains and Colorado. In Nebraska and the Western Cornbelt negotiated cash trading was mostly inactive with light demand. Not enough purchases in any region for a market trend. In the Southern Plains the last reported market was on Wednesday with live purchases at 139.00. In Nebraska the last reported dressed market was on Wednesday with purchases at 226.00. Tuesday was the last reported live purchase market with purchases from 140.00-142.00. In the Western Cornbelt the last reported market was on Wednesday with live and dressed purchases at 143.00 and at 226.00, respectively. In Colorado the last reported market was on Tuesday with live purchases from 140.00-142.00.



## USDA Livestock, Poultry and Grain Market News

St. Joseph, Missouri

Phone: 816-676-7000

[stjoe.lpgmn@ams.usda.gov](mailto:stjoe.lpgmn@ams.usda.gov)