

Daily Direct Steer and Heifer Slaughter Cattle Summary

For Trade on:

Wednesday, April 13, 2022

LM CT100	5-AREA	LM CT109
Neg. Cash Volume:	19,905	Dressed Formula Vol: 22,479
Live Steer Avg:	\$141.98	Steer/Heifer Avg: \$227.91
Live Heifer Avg:	\$140.31	Dressed Neg. Grid Vol: 1,014
Dressed Steer Avg:	\$226.56	Steer/Heifer Avg: \$225.91
Dressed Heifer Avg:	\$225.87	TOTAL VOLUME: 43,398
LM CT106	TOTAL WK TO DATE VOLUME:	196,636
Committed:	86,651	Delivered: 72,948

LM CT118	TX-OK-NM	LM CT109
Neg. Cash Volume:	2,372	Dressed Formula Vol: 6,716
Live Steer Avg:	\$139.00	Steer/Heifer Avg: \$221.31
Live Heifer Avg:	\$139.00	Dressed Neg. Grid Vol: 0
Dressed Steer Avg:	N/A	Steer/Heifer Avg: N/A
Dressed Heifer Avg:	N/A	TOTAL VOLUME: 9,088
LM CT106	TOTAL WK TO DATE VOLUME:	48,295
Committed:	31,624	Delivered: 19,129

LM CT121	KANSAS	LM CT109
Neg. Cash Volume:	1,488	Dressed Formula Vol: 6,219
Live Steer Avg:	\$139.00	Steer/Heifer Avg: \$225.99
Live Heifer Avg:	\$139.00	Dressed Neg. Grid Vol: 200
Dressed Steer Avg:	N/A	Steer/Heifer Avg: \$222.92
Dressed Heifer Avg:	N/A	TOTAL VOLUME: 7,907
LM CT106	TOTAL WK TO DATE VOLUME:	56,477
Committed:	13,550	Delivered: 16,744

LM CT124	NEBRASKA	LM CT109
Neg. Cash Volume:	7,222	Dressed Formula Vol: 4,224
Live Steer Avg:	\$143.44	Steer/Heifer Avg: \$226.43
Live Heifer Avg:	\$142.00	Dressed Neg. Grid Vol: 470
Dressed Steer Avg:	\$226.46	Steer/Heifer Avg: \$227.34
Dressed Heifer Avg:	\$225.89	TOTAL VOLUME: 11,916
LM CT106	TOTAL WK TO DATE VOLUME:	47,125
Committed:	26,263	Delivered: 17,368

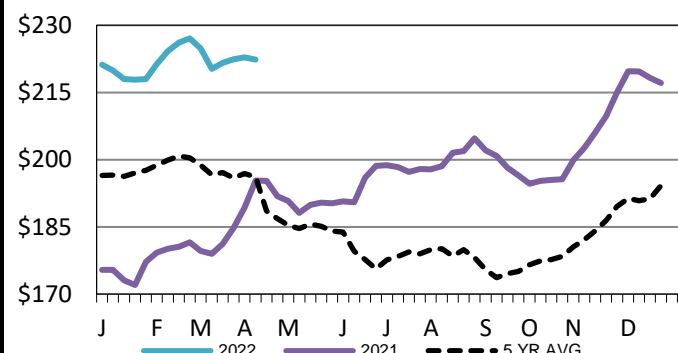
LM CT134	COLORADO	LM CT109
Neg. Cash Volume:	0	Dressed Formula Vol: 3,656
Live Steer Avg:	N/A	Steer/Heifer Avg: \$245.01
Live Heifer Avg:	N/A	Dressed Neg. Grid Vol: 84
Dressed Steer Avg:	N/A	Steer/Heifer Avg: \$223.89
Dressed Heifer Avg:	N/A	TOTAL VOLUME: 3,740
LM CT106	TOTAL WK TO DATE VOLUME:	13,523
Committed:	7,370	Delivered: 7,466

LM CT137	IA-MN	LM CT109
Neg. Cash Volume:	8,823	Dressed Formula Vol: 1,785
Live Steer Avg:	\$143.44	Steer/Heifer Avg: \$228.18
Live Heifer Avg:	\$143.04	Dressed Neg. Grid Vol: 260
Dressed Steer Avg:	\$226.66	Steer/Heifer Avg: \$226.27
Dressed Heifer Avg:	\$225.84	TOTAL VOLUME: 10,868
LM CT106	TOTAL WK TO DATE VOLUME:	31,728
Committed:	7,844	Delivered: 12,241

For Wednesday cash trading was slow with light demand in the Southern Plains. Live traded steady at 139.00, when compared to the last reported market on Tuesday. In Nebraska and Western Cornbelt cash trading was slow to moderate with moderate to good demand. In Nebraska dressed traded 1.00 higher at 226.00, when compared to the last reported market on Tuesday, with a few up to 231.00. Not enough live for a market trend. Tuesday was the last reported live market with purchases from 140.00-142.00. In the Western Cornbelt live traded steady to 1.00 higher, when compared to the last reported market on Tuesday, with a few up 145.00. Dressed traded 4.00 higher at 226.00, when compared to last week, with a few up to 230.00. For Wednesday in Colorado cash trading was at a standstill. The last reported market was on Tuesday with live from 140.00-142.00.

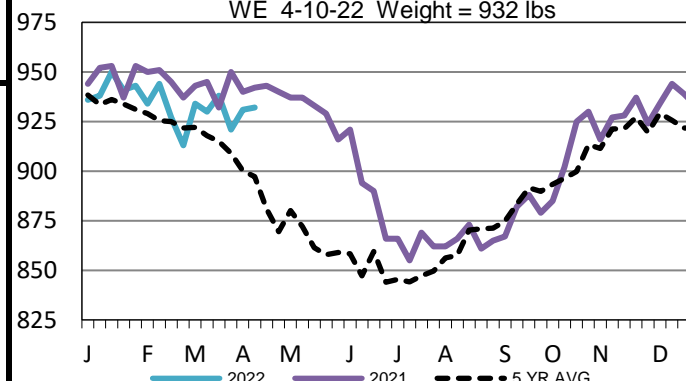
Iowa-Minnesota Wkly Dress Steer Wtd Avg

WE 4-10-22 Price = \$222.31



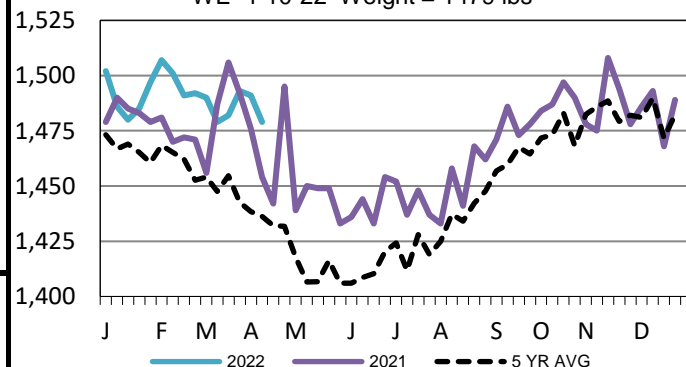
Iowa-Minnesota Formula Carcass Weights

WE 4-10-22 Weight = 932 lbs



5-Area Negotiated Cash Live Steer Weights

WE 4-10-22 Weight = 1479 lbs



USDA Livestock, Poultry and Grain Market News

St. Joseph, Missouri

Phone: 816-676-7000

stjoe.lpgmn@ams.usda.gov