

Daily Direct Steer and Heifer Slaughter Cattle Summary

For Trade on:

Monday, April 11, 2022

LM CT100	5-AREA	LM CT109
Neg. Cash Volume:	6,309	Dressed Formula Vol: 51,465
Live Steer Avg:	\$140.94	Steer/Heifer Avg: \$220.42
Live Heifer Avg:	\$140.90	Dressed Neg. Grid Vol: 1,689
Dressed Steer Avg:	\$220.00	Steer/Heifer Avg: \$221.13
Dressed Heifer Avg:	N/A	TOTAL VOLUME: 59,463
LM CT106	TOTAL WK TO DATE VOLUME:	59,463
Committed:	58,517	Delivered: 73,068

LM CT118	TX-OK-NM	LM CT109
Neg. Cash Volume:	0	Dressed Formula Vol: 21,633
Live Steer Avg:	N/A	Steer/Heifer Avg: \$218.97
Live Heifer Avg:	N/A	Dressed Neg. Grid Vol: 0
Dressed Steer Avg:	N/A	Steer/Heifer Avg: N/A
Dressed Heifer Avg:	N/A	TOTAL VOLUME: 21,633
LM CT106	TOTAL WK TO DATE VOLUME:	21,633
Committed:	26,845	Delivered: 17,586

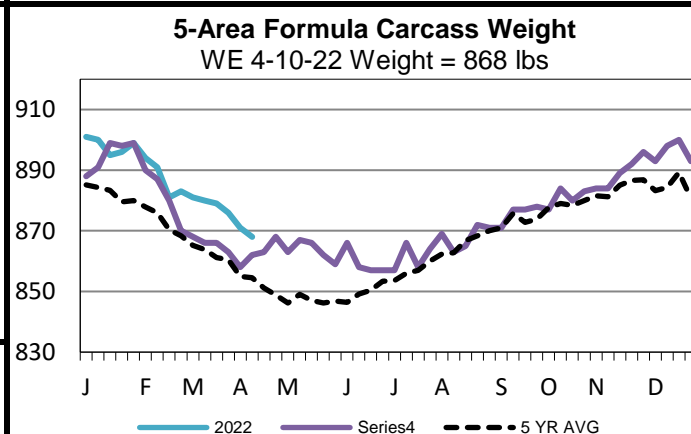
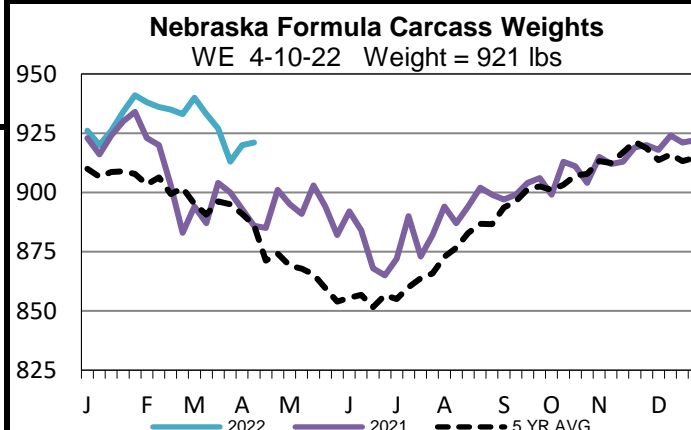
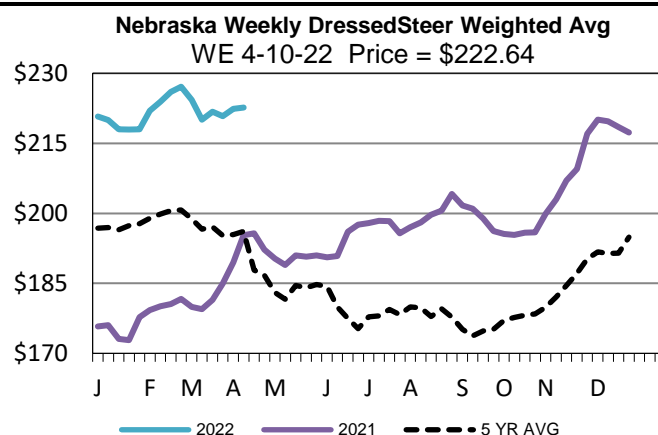
LM CT121	KANSAS	LM CT109
Neg. Cash Volume:	1,618	Dressed Formula Vol: 16,820
Live Steer Avg:	\$139.00	Steer/Heifer Avg: \$219.04
Live Heifer Avg:	\$139.00	Dressed Neg. Grid Vol: 988
Dressed Steer Avg:	N/A	Steer/Heifer Avg: \$220.45
Dressed Heifer Avg:	N/A	TOTAL VOLUME: 19,426
LM CT106	TOTAL WK TO DATE VOLUME:	19,426
Committed:	9,412	Delivered: 22,764

LM CT124	NEBRASKA	LM CT109
Neg. Cash Volume:	1,224	Dressed Formula Vol: 6,601
Live Steer Avg:	\$140.93	Steer/Heifer Avg: \$226.35
Live Heifer Avg:	\$140.00	Dressed Neg. Grid Vol: 409
Dressed Steer Avg:	N/A	Steer/Heifer Avg: \$220.34
Dressed Heifer Avg:	N/A	TOTAL VOLUME: 8,234
LM CT106	TOTAL WK TO DATE VOLUME:	8,234
Committed:	7,495	Delivered: 14,671

LM CT134	COLORADO	LM CT109
Neg. Cash Volume:	0	Dressed Formula Vol: 4,814
Live Steer Avg:	N/A	Steer/Heifer Avg: \$222.33
Live Heifer Avg:	N/A	Dressed Neg. Grid Vol: 0
Dressed Steer Avg:	N/A	Steer/Heifer Avg: N/A
Dressed Heifer Avg:	N/A	TOTAL VOLUME: 4,814
LM CT106	TOTAL WK TO DATE VOLUME:	4,814
Committed:	2,996	Delivered: 6,558

LM CT137	IA-MN	LM CT109
Neg. Cash Volume:	3,467	Dressed Formula Vol: 1,791
Live Steer Avg:	\$141.62	Steer/Heifer Avg: \$224.58
Live Heifer Avg:	\$141.64	Dressed Neg. Grid Vol: 329
Dressed Steer Avg:	\$220.00	Steer/Heifer Avg: \$225.52
Dressed Heifer Avg:	N/A	TOTAL VOLUME: 5,587
LM CT106	TOTAL WK TO DATE VOLUME:	5,587
Committed:	11,769	Delivered: 11,489

For Monday negotiated cash trading was slow on light demand in Kansas, Nebraska and Western Cornbelt. In Kansas a few live purchases traded at 139.00. In the Western Cornbelt a few live purchases traded at 142.00. However, not enough purchases in these regions for a full market trend. In the Texas Panhandle and Colorado negotiated cash trading was at a standstill. Last week in the Southern Plains and Colorado live purchases traded at 138.00. In Nebraska live and dressed purchases traded from 138.00-140.00 and dressed at 222.00, respectively. In the Western Cornbelt live and dressed purchases traded at 140.00 and at 222.00, respectively.



USDA Livestock, Poultry and Grain Market News

St. Joseph, Missouri

Phone: 816-676-7000

stjoe.lpgmn@ams.usda.gov