

Daily Direct Steer and Heifer Slaughter Cattle Summary

For Trade on:

Friday, April 08, 2022

LM CT100	5-AREA	LM CT109
Neg. Cash Volume:	3,822	Dressed Formula Vol: 45,102
Live Steer Avg:	\$139.94	Steer/Heifer Avg: \$222.69
Live Heifer Avg:	\$139.23	Dressed Neg. Grid Vol: 2,132
Dressed Steer Avg:	\$223.44	Steer/Heifer Avg: \$223.71
Dressed Heifer Avg:	N/A	TOTAL VOLUME: 51,056
LM CT106	TOTAL WK TO DATE VOLUME:	284,661
Committed:	67,328	Delivered: 109,212

LM CT118	TX-OK-NM	LM CT109
Neg. Cash Volume:	0	Dressed Formula Vol: 12,569
Live Steer Avg:	N/A	Steer/Heifer Avg: \$218.25
Live Heifer Avg:	N/A	Dressed Neg. Grid Vol: 0
Dressed Steer Avg:	N/A	Steer/Heifer Avg: N/A
Dressed Heifer Avg:	N/A	TOTAL VOLUME: 12,569
LM CT106	TOTAL WK TO DATE VOLUME:	79,520
Committed:	5,468	Delivered: 33,628

LM CT121	KANSAS	LM CT109
Neg. Cash Volume:	429	Dressed Formula Vol: 19,748
Live Steer Avg:	\$138.00	Steer/Heifer Avg: \$220.76
Live Heifer Avg:	\$138.00	Dressed Neg. Grid Vol: 565
Dressed Steer Avg:	N/A	Steer/Heifer Avg: \$221.39
Dressed Heifer Avg:	N/A	TOTAL VOLUME: 20,742
LM CT106	TOTAL WK TO DATE VOLUME:	84,916
Committed:	25,301	Delivered: 33,545

LM CT124	NEBRASKA	LM CT109
Neg. Cash Volume:	1,564	Dressed Formula Vol: 5,611
Live Steer Avg:	\$140.00	Steer/Heifer Avg: \$236.61
Live Heifer Avg:	\$139.00	Dressed Neg. Grid Vol: 663
Dressed Steer Avg:	\$225.00	Steer/Heifer Avg: \$224.44
Dressed Heifer Avg:	N/A	TOTAL VOLUME: 7,838
LM CT106	TOTAL WK TO DATE VOLUME:	60,383
Committed:	14,320	Delivered: 21,621

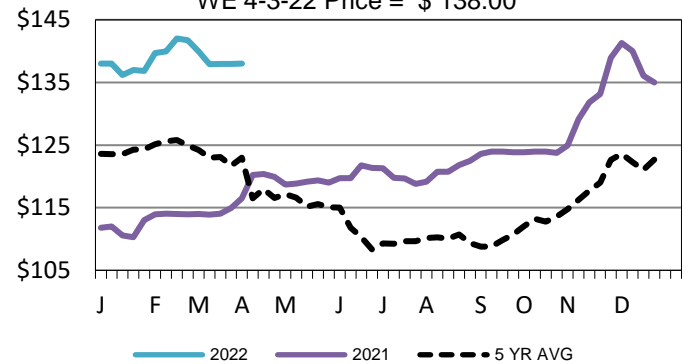
LM CT134	COLORADO	LM CT109
Neg. Cash Volume:	60	Dressed Formula Vol: 5,075
Live Steer Avg:	N/A	Steer/Heifer Avg: \$222.91
Live Heifer Avg:	\$138.00	Dressed Neg. Grid Vol: 0
Dressed Steer Avg:	N/A	Steer/Heifer Avg: N/A
Dressed Heifer Avg:	N/A	TOTAL VOLUME: 5,135
LM CT106	TOTAL WK TO DATE VOLUME:	25,585
Committed:	14,321	Delivered: 7,073

LM CT137	IA-MN	LM CT109
Neg. Cash Volume:	1,769	Dressed Formula Vol: 2,242
Live Steer Avg:	\$141.00	Steer/Heifer Avg: \$229.58
Live Heifer Avg:	\$141.00	Dressed Neg. Grid Vol: 934
Dressed Steer Avg:	\$222.83	Steer/Heifer Avg: \$225.07
Dressed Heifer Avg:	N/A	TOTAL VOLUME: 4,945
LM CT106	TOTAL WK TO DATE VOLUME:	34,751
Committed:	7,918	Delivered: 13,345

For Friday negotiated cash trading in the Southern Plains and Colorado was mostly inactive on light demand. In Nebraska and Western Cornbelt negotiated cash trading was limited on light demand. Not enough purchases in any region for a full market trend. Tuesday was the last reported market in all regions. In the Southern Plains live purchases traded from 137.00-138.00. In Nebraska live and dressed purchases traded from 138.00-140.00 and at 222.00, respectively. In the Western Cornbelt live and dressed purchases traded at 140.00 and at 222.00, respectively. In Colorado live purchases traded at 138.00.

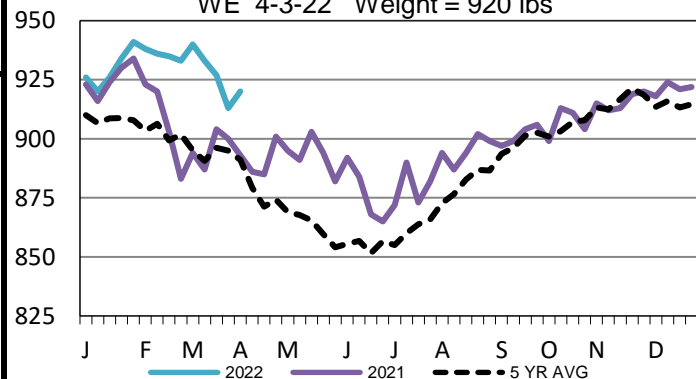
TX-OK-NM Wkly Live Steer Wtd Avg

WE 4-3-22 Price = \$ 138.00



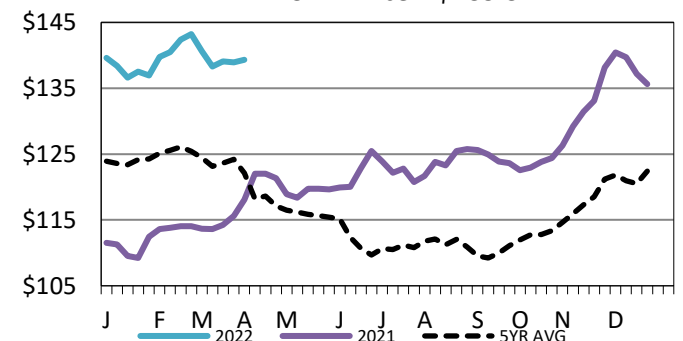
Nebraska Formula Carcass Weights

WE 4-3-22 Weight = 920 lbs



5-Area Live Steer Weighted Average

WE 4-3-22 Price = \$139.32



USDA Livestock, Poultry and Grain Market News

St. Joseph, Missouri

Phone: 816-676-7000

stjoe.lpgmn@ams.usda.gov