

Daily Direct Steer and Heifer Slaughter Cattle Summary

For Trade on:

Wednesday, April 06, 2022

LM CT100	5-AREA	LM CT109
Neg. Cash Volume:	12,292	Dressed Formula Vol: 22,121
Live Steer Avg:	\$138.85	Steer/Heifer Avg: \$225.01
Live Heifer Avg:	\$139.13	Dressed Neg. Grid Vol: 3,290
Dressed Steer Avg:	\$222.29	Steer/Heifer Avg: \$224.65
Dressed Heifer Avg:	\$222.00	TOTAL VOLUME: 37,703
LM CT106	TOTAL WK TO DATE VOLUME:	191,263
Committed:	69,073	Delivered: 68,069

LM CT118	TX-OK-NM	LM CT109
Neg. Cash Volume:	1,138	Dressed Formula Vol: 7,664
Live Steer Avg:	\$137.92	Steer/Heifer Avg: \$219.70
Live Heifer Avg:	\$138.00	Dressed Neg. Grid Vol: 0
Dressed Steer Avg:	N/A	Steer/Heifer Avg: N/A
Dressed Heifer Avg:	N/A	TOTAL VOLUME: 8,802
LM CT106	TOTAL WK TO DATE VOLUME:	52,277
Committed:	24,458	Delivered: 19,010

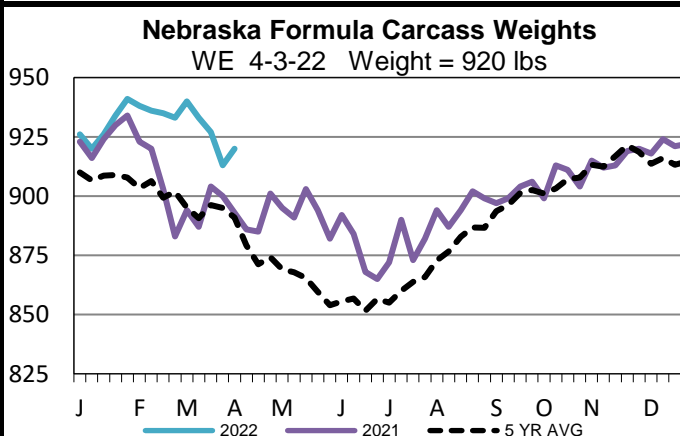
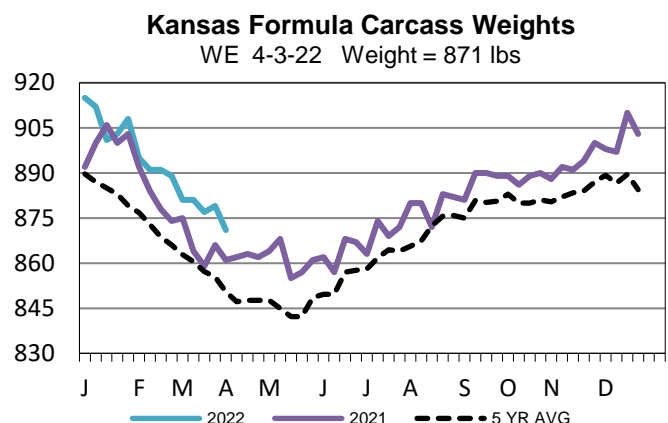
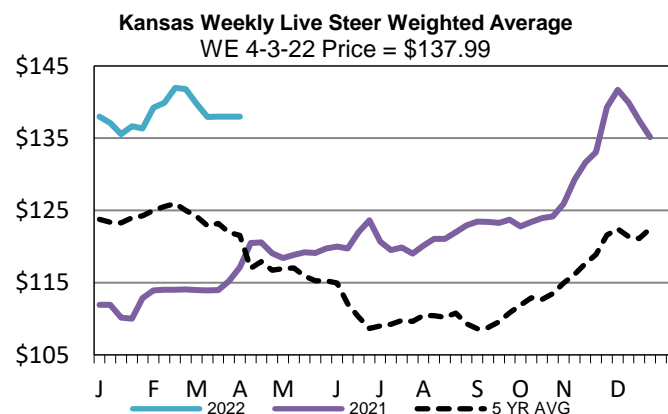
LM CT121	KANSAS	LM CT109
Neg. Cash Volume:	1,948	Dressed Formula Vol: 5,790
Live Steer Avg:	\$137.73	Steer/Heifer Avg: \$224.36
Live Heifer Avg:	\$138.00	Dressed Neg. Grid Vol: 1,052
Dressed Steer Avg:	N/A	Steer/Heifer Avg: \$220.70
Dressed Heifer Avg:	N/A	TOTAL VOLUME: 8,790
LM CT106	TOTAL WK TO DATE VOLUME:	54,258
Committed:	14,087	Delivered: 15,952

LM CT124	NEBRASKA	LM CT109
Neg. Cash Volume:	5,383	Dressed Formula Vol: 5,309
Live Steer Avg:	\$139.78	Steer/Heifer Avg: \$231.77
Live Heifer Avg:	\$140.00	Dressed Neg. Grid Vol: 1,472
Dressed Steer Avg:	\$221.99	Steer/Heifer Avg: \$226.01
Dressed Heifer Avg:	\$224.10	TOTAL VOLUME: 12,164
LM CT106	TOTAL WK TO DATE VOLUME:	43,360
Committed:	14,397	Delivered: 16,172

LM CT134	COLORADO	LM CT109
Neg. Cash Volume:	539	Dressed Formula Vol: 1,294
Live Steer Avg:	\$138.82	Steer/Heifer Avg: \$235.97
Live Heifer Avg:	\$139.00	Dressed Neg. Grid Vol: 89
Dressed Steer Avg:	N/A	Steer/Heifer Avg: \$221.75
Dressed Heifer Avg:	N/A	TOTAL VOLUME: 1,922
LM CT106	TOTAL WK TO DATE VOLUME:	14,996
Committed:	9,331	Delivered: 7,524

LM CT137	IA-MN	LM CT109
Neg. Cash Volume:	3,284	Dressed Formula Vol: 2,131
Live Steer Avg:	\$140.00	Steer/Heifer Avg: \$223.60
Live Heifer Avg:	\$140.00	Dressed Neg. Grid Vol: 677
Dressed Steer Avg:	\$222.54	Steer/Heifer Avg: \$228.23
Dressed Heifer Avg:	\$220.61	TOTAL VOLUME: 6,092
LM CT106	TOTAL WK TO DATE VOLUME:	26,618
Committed:	6,800	Delivered: 9,411

For Wednesday negotiated cash trading was limited with light demand in the Southern Plains. In Nebraska and Western Cornbelt negotiated cash trading was slow on light to moderate demand. In Colorado negotiated cash trading was mostly inactive on light demand. However, not enough purchases in any region for a full market trend. Tuesday was the last reported market in all regions. In the Southern Plains live traded from 137.00-138.00. In Nebraska live and dressed purchases traded from 138.00-140.00 and at 222.00, respectively. In the Western Cornbelt live and dressed traded at 140.00 and at 222.00, respectively. In Colorado live purchases traded at 138.00.



USDA Livestock, Poultry and Grain Market News

St. Joseph, Missouri

Phone: 816-676-7000

stjoe.lpgmn@ams.usda.gov