

Daily Direct Steer and Heifer Slaughter Cattle Summary

For Trade on:

Tuesday, April 05, 2022

LM CT100	5-AREA	LM CT109
Neg. Cash Volume:	42,983	Dressed Formula Vol: 29,376
Live Steer Avg:	\$138.84	Steer/Heifer Avg: \$223.05
Live Heifer Avg:	\$138.53	Dressed Neg. Grid Vol: 3,315
Dressed Steer Avg:	\$222.31	Steer/Heifer Avg: \$223.11
Dressed Heifer Avg:	\$221.78	TOTAL VOLUME: 75,674
LM CT106	TOTAL WK TO DATE VOLUME:	153,560
Committed:	105,653	Delivered: 76,615

LM CT118	TX-OK-NM	LM CT109
Neg. Cash Volume:	2,073	Dressed Formula Vol: 13,009
Live Steer Avg:	\$137.47	Steer/Heifer Avg: \$220.18
Live Heifer Avg:	\$137.46	Dressed Neg. Grid Vol: 0
Dressed Steer Avg:	N/A	Steer/Heifer Avg: N/A
Dressed Heifer Avg:	N/A	TOTAL VOLUME: 15,082
LM CT106	TOTAL WK TO DATE VOLUME:	43,495
Committed:	16,377	Delivered: 20,159

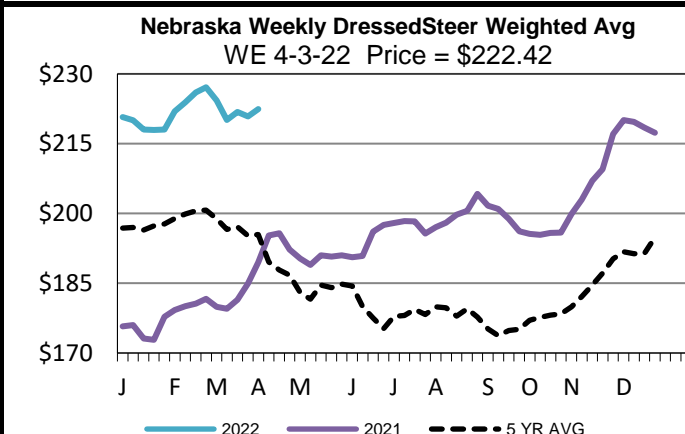
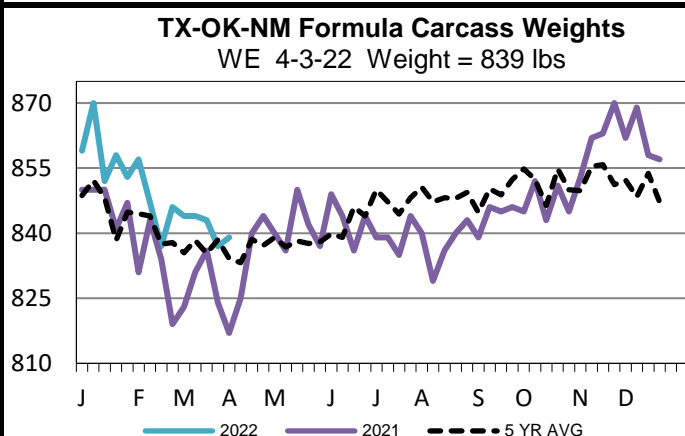
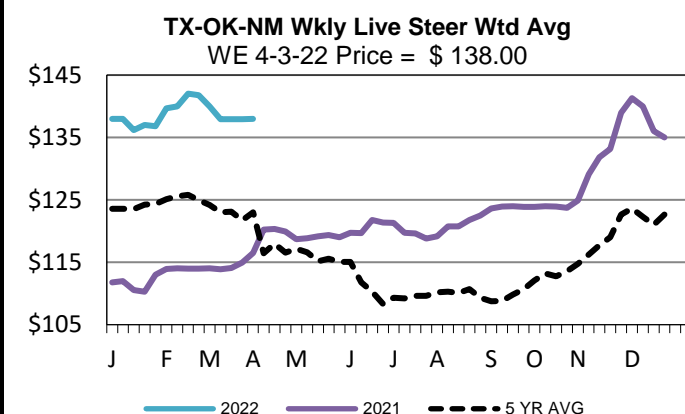
LM CT121	KANSAS	LM CT109
Neg. Cash Volume:	8,350	Dressed Formula Vol: 6,269
Live Steer Avg:	\$137.33	Steer/Heifer Avg: \$222.12
Live Heifer Avg:	\$137.38	Dressed Neg. Grid Vol: 2,064
Dressed Steer Avg:	\$221.01	Steer/Heifer Avg: \$221.02
Dressed Heifer Avg:	N/A	TOTAL VOLUME: 16,683
LM CT106	TOTAL WK TO DATE VOLUME:	45,468
Committed:	41,203	Delivered: 19,514

LM CT124	NEBRASKA	LM CT109
Neg. Cash Volume:	19,520	Dressed Formula Vol: 2,456
Live Steer Avg:	\$138.99	Steer/Heifer Avg: \$222.22
Live Heifer Avg:	\$138.67	Dressed Neg. Grid Vol: 156
Dressed Steer Avg:	\$222.68	Steer/Heifer Avg: \$226.97
Dressed Heifer Avg:	\$222.23	TOTAL VOLUME: 22,132
LM CT106	TOTAL WK TO DATE VOLUME:	31,196
Committed:	23,696	Delivered: 18,873

LM CT134	COLORADO	LM CT109
Neg. Cash Volume:	1,340	Dressed Formula Vol: 5,742
Live Steer Avg:	\$138.00	Steer/Heifer Avg: \$230.93
Live Heifer Avg:	\$137.03	Dressed Neg. Grid Vol: 42
Dressed Steer Avg:	N/A	Steer/Heifer Avg: \$222.23
Dressed Heifer Avg:	N/A	TOTAL VOLUME: 7,124
LM CT106	TOTAL WK TO DATE VOLUME:	13,074
Committed:	4,279	Delivered: 8,217

LM CT137	IA-MN	LM CT109
Neg. Cash Volume:	11,700	Dressed Formula Vol: 1,938
Live Steer Avg:	\$140.37	Steer/Heifer Avg: \$223.08
Live Heifer Avg:	\$140.00	Dressed Neg. Grid Vol: 1,053
Dressed Steer Avg:	\$221.96	Steer/Heifer Avg: \$226.66
Dressed Heifer Avg:	\$221.20	TOTAL VOLUME: 14,691
LM CT106	TOTAL WK TO DATE VOLUME:	20,526
Committed:	20,098	Delivered: 9,852

For Tuesday in Nebraska and Western Cornbelt cash trading was moderate on good demand. In Nebraska, compared to last week, live and dressed traded mostly steady from 138.00-140.00 and at 222.00, respectively. In the Western Cornbelt, compared to last week, live traded unevenly steady at 140.00 and dressed traded steady at 222.00. For Tuesday in the Southern Plains and Colorado negotiated cash trading was limited on light demand. In the Southern Plains, compared to the last reported market on Monday, live purchases traded steady to 1.00 lower from 137.00-138.00. In Colorado, thus far for the week, live purchases have traded mostly at 138.00.



USDA Livestock, Poultry and Grain Market News

St. Joseph, Missouri

Phone: 816-676-7000

stjoe.lpgmn@ams.usda.gov