

Daily Direct Steer and Heifer Slaughter Cattle Summary

For Trade on:

Monday, April 04, 2022

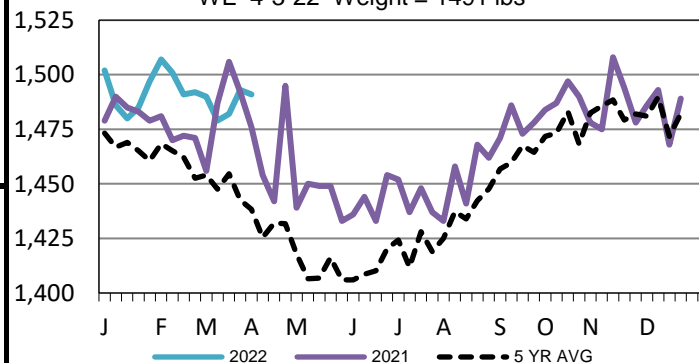
LM CT100	5-AREA	LM CT109
Neg. Cash Volume:	22,560	Dressed Formula Vol: 51,798
Live Steer Avg:	\$138.52	Steer/Heifer Avg: \$220.58
Live Heifer Avg:	\$138.46	Dressed Neg. Grid Vol: 3,528
Dressed Steer Avg:	\$222.09	Steer/Heifer Avg: \$222.05
Dressed Heifer Avg:	\$222.00	TOTAL VOLUME: 77,886
LM CT106	TOTAL WK TO DATE VOLUME:	77,886
Committed:	107,863	Delivered: 72,172

Monday cash trading was slow with light demand in the Southern Plains, Nebraska and Western Cornbelt. In the Southern Plains live traded steady at 138.00. In Nebraska and Western Cornbelt a few early live traded at 140.00. Not enough for a market trend. Last week in Nebraska live and dressed traded from 138.00-140.00 and at 222.00, respectively. In the Western Cornbelt live and dressed traded from 139.00-143.00 and at 222.00, respectively. For Monday in Colorado cash trading was limited on light demand. A few live traded at 138.00. No prior week market for comparison.

LM CT118	TX-OK-NM	LM CT109
Neg. Cash Volume:	4,000	Dressed Formula Vol: 24,290
Live Steer Avg:	\$138.00	Steer/Heifer Avg: \$219.33
Live Heifer Avg:	\$138.00	Dressed Neg. Grid Vol: 123
Dressed Steer Avg:	N/A	Steer/Heifer Avg: \$219.08
Dressed Heifer Avg:	N/A	TOTAL VOLUME: 28,413
LM CT106	TOTAL WK TO DATE VOLUME:	28,413
Committed:	30,177	Delivered: 18,702

5-Area Negotiated Cash Live Steer Weights

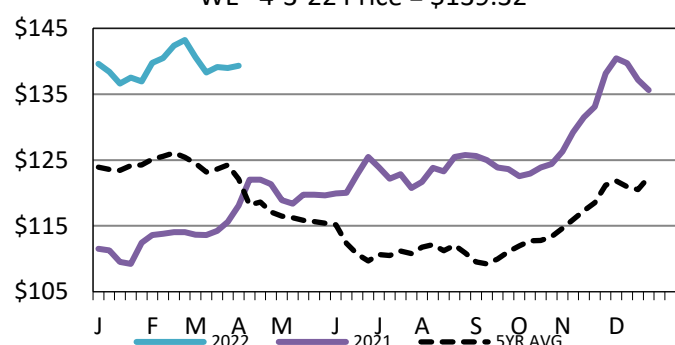
WE 4-3-22 Weight = 1491 lbs



LM CT121	KANSAS	LM CT109
Neg. Cash Volume:	10,778	Dressed Formula Vol: 16,437
Live Steer Avg:	\$138.00	Steer/Heifer Avg: \$219.49
Live Heifer Avg:	\$138.00	Dressed Neg. Grid Vol: 1,570
Dressed Steer Avg:	\$222.00	Steer/Heifer Avg: \$219.89
Dressed Heifer Avg:	N/A	TOTAL VOLUME: 28,785
LM CT106	TOTAL WK TO DATE VOLUME:	28,785
Committed:	27,634	Delivered: 18,909

5-Area Live Steer Weighted Average

WE 4-3-22 Price = \$139.32

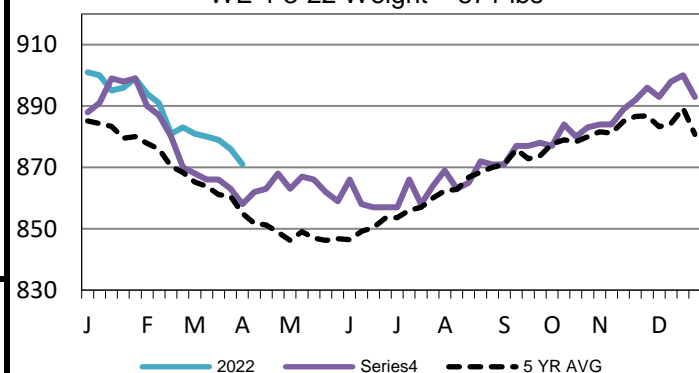


LM CT124	NEBRASKA	LM CT109
Neg. Cash Volume:	3,590	Dressed Formula Vol: 4,540
Live Steer Avg:	\$139.91	Steer/Heifer Avg: \$225.53
Live Heifer Avg:	\$139.76	Dressed Neg. Grid Vol: 934
Dressed Steer Avg:	\$222.00	Steer/Heifer Avg: \$223.84
Dressed Heifer Avg:	N/A	TOTAL VOLUME: 9,064
LM CT106	TOTAL WK TO DATE VOLUME:	9,064
Committed:	33,080	Delivered: 14,626

LM CT134	COLORADO	LM CT109
Neg. Cash Volume:	833	Dressed Formula Vol: 4,937
Live Steer Avg:	\$138.00	Steer/Heifer Avg: \$223.30
Live Heifer Avg:	\$138.00	Dressed Neg. Grid Vol: 180
Dressed Steer Avg:	N/A	Steer/Heifer Avg: \$222.63
Dressed Heifer Avg:	N/A	TOTAL VOLUME: 5,950
LM CT106	TOTAL WK TO DATE VOLUME:	5,950
Committed:	3,753	Delivered: 7,936

5-Area Formula Carcass Weight

WE 4-3-22 Weight = 871 lbs



LM CT137	IA-MN	LM CT109
Neg. Cash Volume:	3,359	Dressed Formula Vol: 1,665
Live Steer Avg:	\$140.00	Steer/Heifer Avg: \$228.06
Live Heifer Avg:	\$139.60	Dressed Neg. Grid Vol: 811
Dressed Steer Avg:	\$222.17	Steer/Heifer Avg: \$225.46
Dressed Heifer Avg:	\$222.00	TOTAL VOLUME: 5,835
LM CT106	TOTAL WK TO DATE VOLUME:	5,835
Committed:	13,219	Delivered: 11,999

USDA Livestock, Poultry and Grain Market News

St. Joseph, Missouri

Phone: 816-676-7000

stjoe.lpgmn@ams.usda.gov