

Daily Direct Steer and Heifer Slaughter Cattle Summary

For Trade on:

Thursday, March 31, 2022

LM CT100	5-AREA	LM CT109
Neg. Cash Volume:	35,312	Dressed Formula Vol: 58,569
Live Steer Avg:	\$140.72	Steer/Heifer Avg: \$223.25
Live Heifer Avg:	\$140.53	Dressed Neg. Grid Vol: 2,265
Dressed Steer Avg:	\$222.35	Steer/Heifer Avg: \$221.50
Dressed Heifer Avg:	\$222.24	TOTAL VOLUME: 96,146
LM CT106	TOTAL WK TO DATE VOLUME:	260,637
Committed:	67,844	Delivered: 62,358

LM CT118	TX-OK-NM	LM CT109
Neg. Cash Volume:	362	Dressed Formula Vol: 10,146
Live Steer Avg:	\$138.00	Steer/Heifer Avg: \$219.64
Live Heifer Avg:	\$138.00	Dressed Neg. Grid Vol: 0
Dressed Steer Avg:	N/A	Steer/Heifer Avg: N/A
Dressed Heifer Avg:	N/A	TOTAL VOLUME: 10,508
LM CT106	TOTAL WK TO DATE VOLUME:	66,524
Committed:	8,520	Delivered: 18,994

LM CT121	KANSAS	LM CT109
Neg. Cash Volume:	694	Dressed Formula Vol: 21,618
Live Steer Avg:	\$138.00	Steer/Heifer Avg: \$220.45
Live Heifer Avg:	N/A	Dressed Neg. Grid Vol: 970
Dressed Steer Avg:	\$222.00	Steer/Heifer Avg: \$220.03
Dressed Heifer Avg:	N/A	TOTAL VOLUME: 23,282
LM CT106	TOTAL WK TO DATE VOLUME:	69,015
Committed:	10,614	Delivered: 16,028

LM CT124	NEBRASKA	LM CT109
Neg. Cash Volume:	16,556	Dressed Formula Vol: 15,953
Live Steer Avg:	\$139.07	Steer/Heifer Avg: \$228.51
Live Heifer Avg:	\$140.00	Dressed Neg. Grid Vol: 574
Dressed Steer Avg:	\$222.12	Steer/Heifer Avg: \$223.40
Dressed Heifer Avg:	\$222.24	TOTAL VOLUME: 33,083
LM CT106	TOTAL WK TO DATE VOLUME:	63,462
Committed:	21,952	Delivered: 11,805

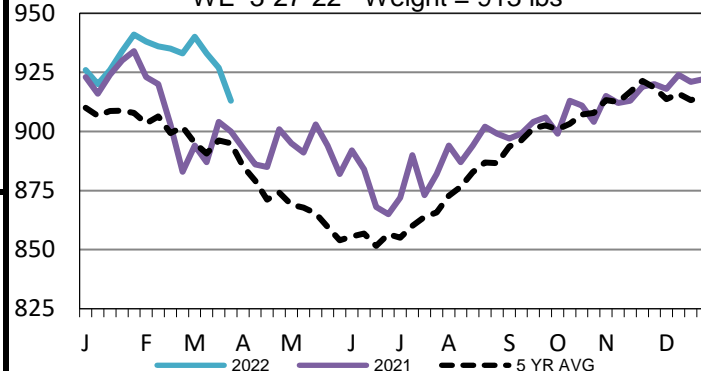
LM CT134	COLORADO	LM CT109
Neg. Cash Volume:	0	Dressed Formula Vol: 8,883
Live Steer Avg:	N/A	Steer/Heifer Avg: \$225.02
Live Heifer Avg:	N/A	Dressed Neg. Grid Vol: 241
Dressed Steer Avg:	N/A	Steer/Heifer Avg: \$217.60
Dressed Heifer Avg:	N/A	TOTAL VOLUME: 9,124
LM CT106	TOTAL WK TO DATE VOLUME:	29,478
Committed:	5,715	Delivered: 6,178

LM CT137	IA-MN	LM CT109
Neg. Cash Volume:	17,700	Dressed Formula Vol: 2,043
Live Steer Avg:	\$141.63	Steer/Heifer Avg: \$222.22
Live Heifer Avg:	\$140.88	Dressed Neg. Grid Vol: 480
Dressed Steer Avg:	\$222.81	Steer/Heifer Avg: \$224.18
Dressed Heifer Avg:	\$222.26	TOTAL VOLUME: 20,223
LM CT106	TOTAL WK TO DATE VOLUME:	32,783
Committed:	21,043	Delivered: 9,353

Thursday in Nebraska and Western Cornbelt cash trading was moderate with good demand. In Nebraska live traded steady from 138.00-140.00 when compared to the last reported market on Wednesday. Dressed, compared to last week, traded 1.00 higher at 222.00. In the Western Cornbelt, compared to last week live traded 1.00-2.00 higher from 140.00-143.00 and dressed traded unevenly steady at 222.00. In the Southern Plains cash trading was mostly inactive on light demand. Wednesday was the last reported market with live purchases at 138.00.

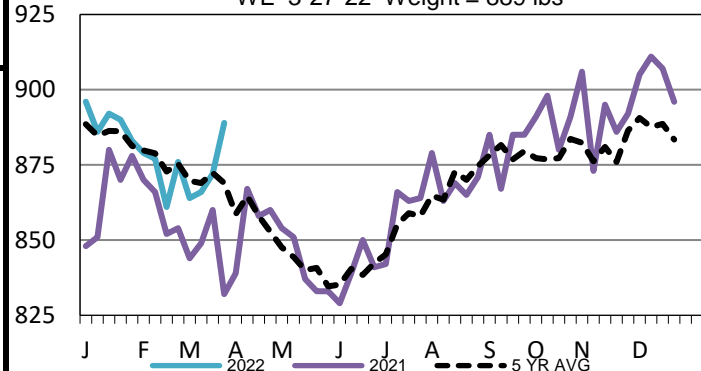
Nebraska Formula Carcass Weights

WE 3-27-22 Weight = 913 lbs



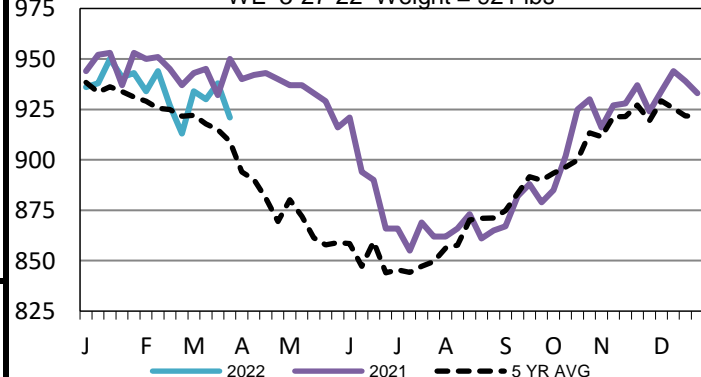
Colorado Formula Carcass Weights

WE 3-27-22 Weight = 889 lbs



Iowa-Minnesota Formula Carcass Weights

WE 3-27-22 Weight = 921 lbs



USDA Livestock, Poultry and Grain Market News

St. Joseph, Missouri

Phone: 816-676-7000

stjoe.lpgmn@ams.usda.gov