

Daily Direct Steer and Heifer Slaughter Cattle Summary

For Trade on:

Tuesday, March 29, 2022

LM CT100	5-AREA	LM CT109
Neg. Cash Volume:	493	Dressed Formula Vol: 38,110
Live Steer Avg:	N/A	Steer/Heifer Avg: \$225.47
Live Heifer Avg:	N/A	Dressed Neg. Grid Vol: 2,095
Dressed Steer Avg:	\$225.00	Steer/Heifer Avg: \$221.32
Dressed Heifer Avg:	N/A	TOTAL VOLUME: 40,698
LM CT106	TOTAL WK TO DATE VOLUME:	105,359
Committed:	54,187	Delivered: 69,470

LM CT118	TX-OK-NM	LM CT109
Neg. Cash Volume:	0	Dressed Formula Vol: 13,350
Live Steer Avg:	N/A	Steer/Heifer Avg: \$222.11
Live Heifer Avg:	N/A	Dressed Neg. Grid Vol: 0
Dressed Steer Avg:	N/A	Steer/Heifer Avg: N/A
Dressed Heifer Avg:	N/A	TOTAL VOLUME: 13,350
LM CT106	TOTAL WK TO DATE VOLUME:	37,349
Committed:	14,219	Delivered: 18,186

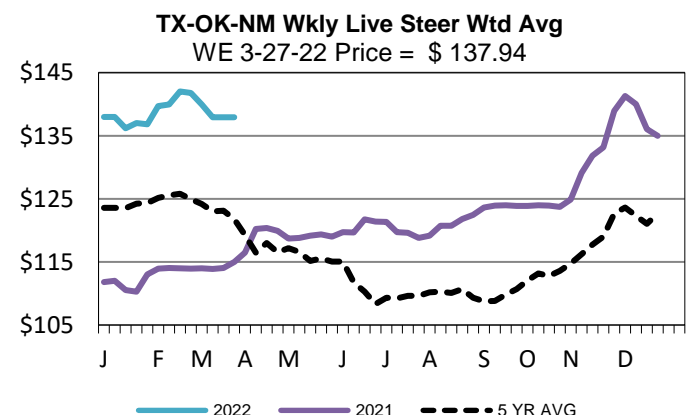
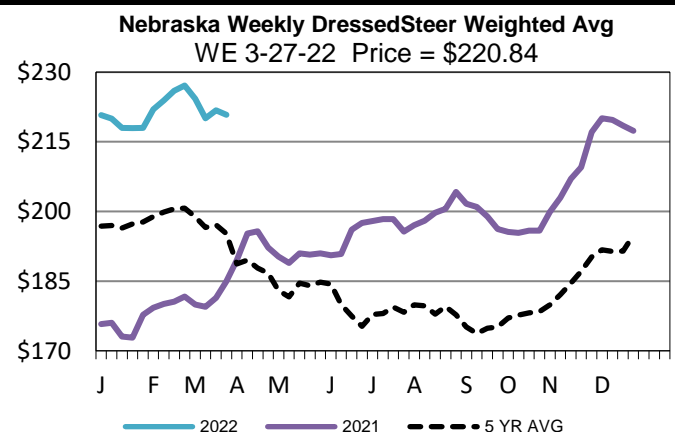
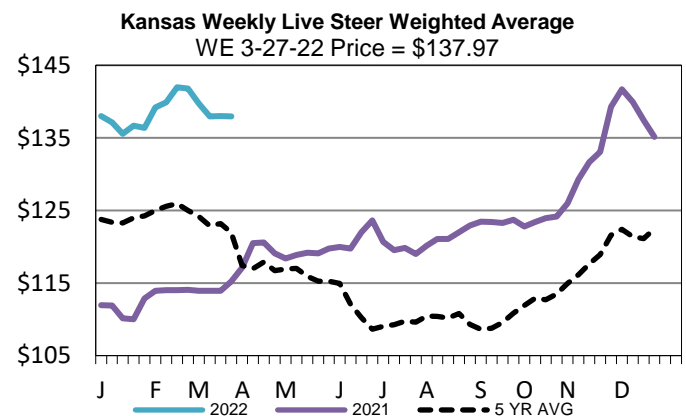
LM CT121	KANSAS	LM CT109
Neg. Cash Volume:	110	Dressed Formula Vol: 8,891
Live Steer Avg:	N/A	Steer/Heifer Avg: \$221.01
Live Heifer Avg:	N/A	Dressed Neg. Grid Vol: 1,863
Dressed Steer Avg:	N/A	Steer/Heifer Avg: \$221.18
Dressed Heifer Avg:	N/A	TOTAL VOLUME: 10,864
LM CT106	TOTAL WK TO DATE VOLUME:	29,046
Committed:	22,193	Delivered: 17,675

LM CT124	NEBRASKA	LM CT109
Neg. Cash Volume:	0	Dressed Formula Vol: 5,804
Live Steer Avg:	N/A	Steer/Heifer Avg: \$229.58
Live Heifer Avg:	N/A	Dressed Neg. Grid Vol: 192
Dressed Steer Avg:	N/A	Steer/Heifer Avg: \$221.68
Dressed Heifer Avg:	N/A	TOTAL VOLUME: 5,996
LM CT106	TOTAL WK TO DATE VOLUME:	15,410
Committed:	10,107	Delivered: 16,075

LM CT134	COLORADO	LM CT109
Neg. Cash Volume:	0	Dressed Formula Vol: 8,584
Live Steer Avg:	N/A	Steer/Heifer Avg: \$232.94
Live Heifer Avg:	N/A	Dressed Neg. Grid Vol: 0
Dressed Steer Avg:	N/A	Steer/Heifer Avg: N/A
Dressed Heifer Avg:	N/A	TOTAL VOLUME: 8,584
LM CT106	TOTAL WK TO DATE VOLUME:	19,768
Committed:	3,408	Delivered: 7,263

LM CT137	IA-MN	LM CT109
Neg. Cash Volume:	383	Dressed Formula Vol: 1,603
Live Steer Avg:	N/A	Steer/Heifer Avg: \$224.65
Live Heifer Avg:	N/A	Dressed Neg. Grid Vol: 40
Dressed Steer Avg:	\$225.00	Steer/Heifer Avg: \$226.27
Dressed Heifer Avg:	N/A	TOTAL VOLUME: 2,026
LM CT106	TOTAL WK TO DATE VOLUME:	4,300
Committed:	4,260	Delivered: 10,271

For Tuesday negotiated cash trading was at a standstill in the Texas Panhandle and Nebraska. In Kansas and Western Cornbelt negotiated cash trading was mostly inactive with very light demand. Not enough purchases for a market trend. Last week in the Southern Plains and Nebraska live purchases traded at 138.00, and dressed purchases, in Nebraska, traded at 221.00. For the prior week in the Western Cornbelt live and dressed purchases ranged from 138.00-142.00 and 221.00-225.00, respectively.



USDA Livestock, Poultry and Grain Market News

St. Joseph, Missouri

Phone: 816-676-7000

stjoe.lpgmn@ams.usda.gov