

Daily Direct Steer and Heifer Slaughter Cattle Summary

For Trade on:

Monday, March 28, 2022

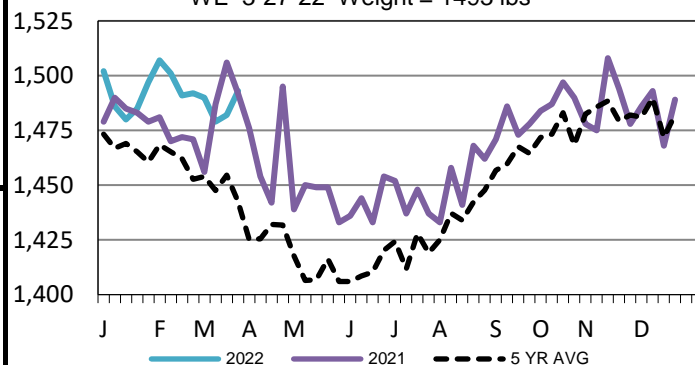
LM CT100	5-AREA	LM CT109
Neg. Cash Volume:	0	Dressed Formula Vol: 61,583
Live Steer Avg:	N/A	Steer/Heifer Avg: \$220.75
Live Heifer Avg:	N/A	Dressed Neg. Grid Vol: 3,078
Dressed Steer Avg:	N/A	Steer/Heifer Avg: \$221.31
Dressed Heifer Avg:	N/A	TOTAL VOLUME: 64,661
LM CT106	TOTAL WK TO DATE VOLUME:	64,661
Committed:	67,749	Delivered: 69,805

For Monday negotiated cash trading was at a standstill in all major feeding regions. Last week in the Southern Plains and Nebraska live purchases traded at 138.00, and dressed purchases, in Nebraska, traded at 221.00. For the prior week in the Western Cornbelt live and dressed purchases ranged from 138.00-142.00 and 221.00-225.00, respectively.

LM CT118	TX-OK-NM	LM CT109
Neg. Cash Volume:	0	Dressed Formula Vol: 23,925
Live Steer Avg:	N/A	Steer/Heifer Avg: \$218.73
Live Heifer Avg:	N/A	Dressed Neg. Grid Vol: 74
Dressed Steer Avg:	N/A	Steer/Heifer Avg: \$219.72
Dressed Heifer Avg:	N/A	TOTAL VOLUME: 23,999
LM CT106	TOTAL WK TO DATE VOLUME:	23,999
Committed:	29,718	Delivered: 16,645

5-Area Negotiated Cash Live Steer Weights

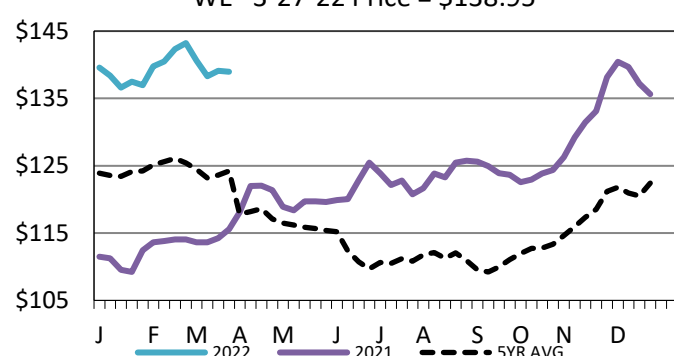
WE 3-27-22 Weight = 1493 lbs



LM CT121	KANSAS	LM CT109
Neg. Cash Volume:	0	Dressed Formula Vol: 16,137
Live Steer Avg:	N/A	Steer/Heifer Avg: \$219.38
Live Heifer Avg:	N/A	Dressed Neg. Grid Vol: 2,045
Dressed Steer Avg:	N/A	Steer/Heifer Avg: \$220.13
Dressed Heifer Avg:	N/A	TOTAL VOLUME: 18,182
LM CT106	TOTAL WK TO DATE VOLUME:	18,182
Committed:	14,430	Delivered: 19,269

5-Area Live Steer Weighted Average

WE 3-27-22 Price = \$138.95

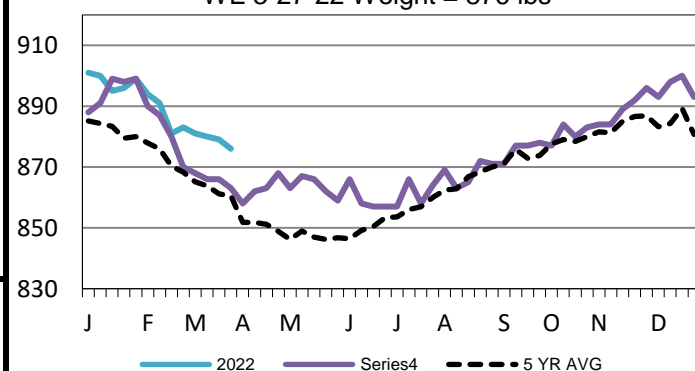


LM CT124	NEBRASKA	LM CT109
Neg. Cash Volume:	0	Dressed Formula Vol: 8,848
Live Steer Avg:	N/A	Steer/Heifer Avg: \$226.25
Live Heifer Avg:	N/A	Dressed Neg. Grid Vol: 566
Dressed Steer Avg:	N/A	Steer/Heifer Avg: \$224.56
Dressed Heifer Avg:	N/A	TOTAL VOLUME: 9,414
LM CT106	TOTAL WK TO DATE VOLUME:	9,414
Committed:	9,927	Delivered: 18,398

LM CT134	COLORADO	LM CT109
Neg. Cash Volume:	0	Dressed Formula Vol: 11,107
Live Steer Avg:	N/A	Steer/Heifer Avg: \$222.23
Live Heifer Avg:	N/A	Dressed Neg. Grid Vol: 77
Dressed Steer Avg:	N/A	Steer/Heifer Avg: \$222.02
Dressed Heifer Avg:	N/A	TOTAL VOLUME: 11,184
LM CT106	TOTAL WK TO DATE VOLUME:	11,184
Committed:	4,163	Delivered: 7,095

5-Area Formula Carcass Weight

WE 3-27-22 Weight = 876 lbs



LM CT137	IA-MN	LM CT109
Neg. Cash Volume:	0	Dressed Formula Vol: 1,878
Live Steer Avg:	N/A	Steer/Heifer Avg: \$224.02
Live Heifer Avg:	N/A	Dressed Neg. Grid Vol: 396
Dressed Steer Avg:	N/A	Steer/Heifer Avg: \$224.02
Dressed Heifer Avg:	N/A	TOTAL VOLUME: 2,274
LM CT106	TOTAL WK TO DATE VOLUME:	2,274
Committed:	9,511	Delivered: 8,398

USDA Livestock, Poultry and Grain Market News

St. Joseph, Missouri

Phone: 816-676-7000

stjoe.lpgmn@ams.usda.gov