

## Daily Direct Steer and Heifer Slaughter Cattle Summary

For Trade on:

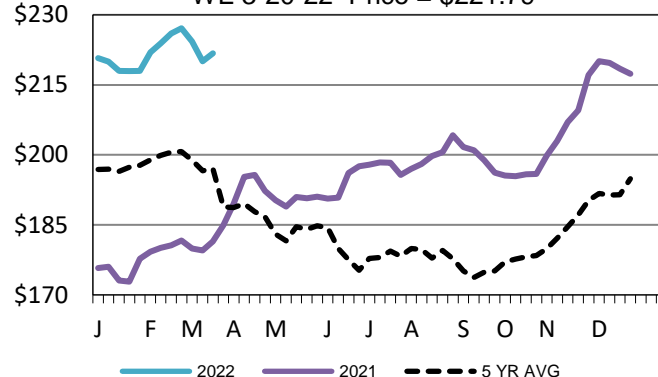
Friday, March 25, 2022

<a href="#">LM CT100</a>	<b>5-AREA</b>	<a href="#">LM CT109</a>
<b>Neg. Cash Volume:</b>	2,481	<b>Dressed Formula Vol:</b> 50,151
Live Steer Avg:	\$138.65	Steer/Heifer Avg: \$222.83
Live Heifer Avg:	\$138.32	<b>Dressed Neg. Grid Vol:</b> 3,019
Dressed Steer Avg:	\$222.00	Steer/Heifer Avg: \$223.48
Dressed Heifer Avg:	\$221.32	<b>TOTAL VOLUME:</b> 55,651
<a href="#">LM CT106</a>	<b>TOTAL WK TO DATE VOLUME:</b>	<b>285,182</b>
<b>Committed:</b>	<b>62,059</b>	<b>Delivered:</b> 108,251

For Friday negotiated cash trading was limited on light demand in all major feeding regions. Not enough purchases for a market trend. Wednesday was the last reported market in any region. In the Southern Plains live purchases traded at 138.00. In Nebraska live and dressed purchases traded at 138.00 and 221.00, respectively. In the Western Cornbelt live and dressed purchases traded from 139.00- 142.00 and at 221.00, respectively.

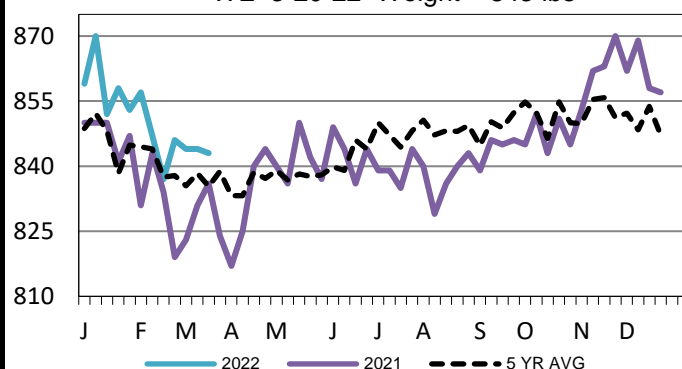
<a href="#">LM CT118</a>	<b>TX-OK-NM</b>	<a href="#">LM CT109</a>
<b>Neg. Cash Volume:</b>	0	<b>Dressed Formula Vol:</b> 16,716
Live Steer Avg:	N/A	Steer/Heifer Avg: \$218.93
Live Heifer Avg:	N/A	<b>Dressed Neg. Grid Vol:</b> 0
Dressed Steer Avg:	N/A	Steer/Heifer Avg: N/A
Dressed Heifer Avg:	N/A	<b>TOTAL VOLUME:</b> 16,716
<a href="#">LM CT106</a>	<b>TOTAL WK TO DATE VOLUME:</b>	<b>70,301</b>
<b>Committed:</b>	<b>10,540</b>	<b>Delivered:</b> 35,182

**Nebraska Weekly Dressed Steer Weighted Avg**  
WE 3-20-22 Price = \$221.79



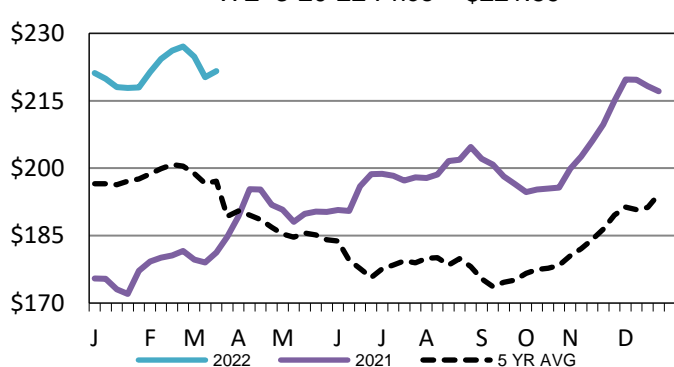
<a href="#">LM CT121</a>	<b>KANSAS</b>	<a href="#">LM CT109</a>
<b>Neg. Cash Volume:</b>	1,297	<b>Dressed Formula Vol:</b> 19,334
Live Steer Avg:	\$138.00	Steer/Heifer Avg: \$221.19
Live Heifer Avg:	\$138.00	<b>Dressed Neg. Grid Vol:</b> 2,467
Dressed Steer Avg:	N/A	Steer/Heifer Avg: \$223.10
Dressed Heifer Avg:	N/A	<b>TOTAL VOLUME:</b> 23,098
<a href="#">LM CT106</a>	<b>TOTAL WK TO DATE VOLUME:</b>	<b>83,571</b>
<b>Committed:</b>	<b>16,523</b>	<b>Delivered:</b> 30,575

**TX-OK-NM Formula Carcass Weights**  
WE 3-20-22 Weight = 843 lbs



<a href="#">LM CT124</a>	<b>NEBRASKA</b>	<a href="#">LM CT109</a>
<b>Neg. Cash Volume:</b>	273	<b>Dressed Formula Vol:</b> 6,371
Live Steer Avg:	\$138.00	Steer/Heifer Avg: \$234.46
Live Heifer Avg:	N/A	<b>Dressed Neg. Grid Vol:</b> 251
Dressed Steer Avg:	N/A	Steer/Heifer Avg: \$227.02
Dressed Heifer Avg:	\$221.00	<b>TOTAL VOLUME:</b> 6,895
<a href="#">LM CT106</a>	<b>TOTAL WK TO DATE VOLUME:</b>	<b>72,893</b>
<b>Committed:</b>	<b>14,617</b>	<b>Delivered:</b> 19,825

**Iowa-Minnesota Wkly Dress Steer Wtd Avg**  
WE 3-20-22 Price = \$221.59



<a href="#">LM CT134</a>	<b>COLORADO</b>	<a href="#">LM CT109</a>
<b>Neg. Cash Volume:</b>	0	<b>Dressed Formula Vol:</b> 4,919
Live Steer Avg:	N/A	Steer/Heifer Avg: \$225.12
Live Heifer Avg:	N/A	<b>Dressed Neg. Grid Vol:</b> 0
Dressed Steer Avg:	N/A	Steer/Heifer Avg: N/A
Dressed Heifer Avg:	N/A	<b>TOTAL VOLUME:</b> 4,919
<a href="#">LM CT106</a>	<b>TOTAL WK TO DATE VOLUME:</b>	<b>19,936</b>
<b>Committed:</b>	<b>11,402</b>	<b>Delivered:</b> 11,019

<a href="#">LM CT137</a>	<b>IA-MN</b>	<a href="#">LM CT109</a>
<b>Neg. Cash Volume:</b>	911	<b>Dressed Formula Vol:</b> 2,825
Live Steer Avg:	\$139.74	Steer/Heifer Avg: \$226.98
Live Heifer Avg:	\$139.00	<b>Dressed Neg. Grid Vol:</b> 301
Dressed Steer Avg:	\$222.00	Steer/Heifer Avg: \$223.69
Dressed Heifer Avg:	\$222.00	<b>TOTAL VOLUME:</b> 4,037
<a href="#">LM CT106</a>	<b>TOTAL WK TO DATE VOLUME:</b>	<b>39,570</b>
<b>Committed:</b>	<b>8,977</b>	<b>Delivered:</b> 11,650

## USDA Livestock, Poultry and Grain Market News

St. Joseph, Missouri

Phone: 816-676-7000

[stjoe.lpgmn@ams.usda.gov](mailto:stjoe.lpgmn@ams.usda.gov)