

Daily Direct Steer and Heifer Slaughter Cattle Summary

For Trade on:

Wednesday, March 23, 2022

LM CT100	5-AREA	LM CT109
Neg. Cash Volume:	51,448	Dressed Formula Vol: 22,873
Live Steer Avg:	\$139.08	Steer/Heifer Avg: \$224.08
Live Heifer Avg:	\$138.43	Dressed Neg. Grid Vol: 806
Dressed Steer Avg:	\$221.20	Steer/Heifer Avg: \$227.35
Dressed Heifer Avg:	\$220.93	TOTAL VOLUME: 75,127
LM CT106	TOTAL WK TO DATE VOLUME:	175,374
Committed:	137,767	Delivered: 67,135

LM CT118	TX-OK-NM	LM CT109
Neg. Cash Volume:	3,763	Dressed Formula Vol: 5,890
Live Steer Avg:	\$137.91	Steer/Heifer Avg: \$219.33
Live Heifer Avg:	\$138.00	Dressed Neg. Grid Vol: 0
Dressed Steer Avg:	N/A	Steer/Heifer Avg: N/A
Dressed Heifer Avg:	N/A	TOTAL VOLUME: 9,653
LM CT106	TOTAL WK TO DATE VOLUME:	42,126
Committed:	21,460	Delivered: 17,730

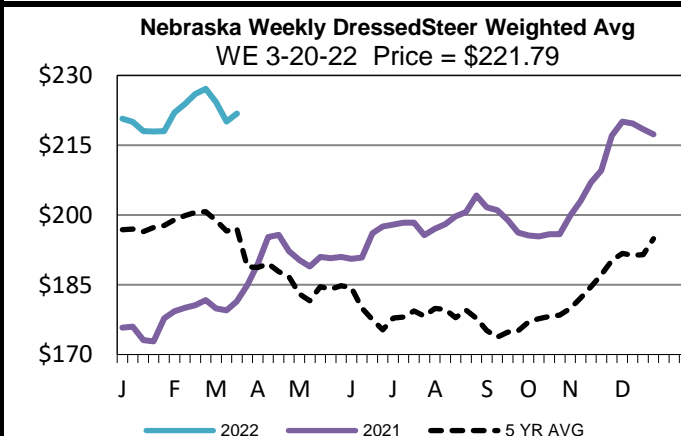
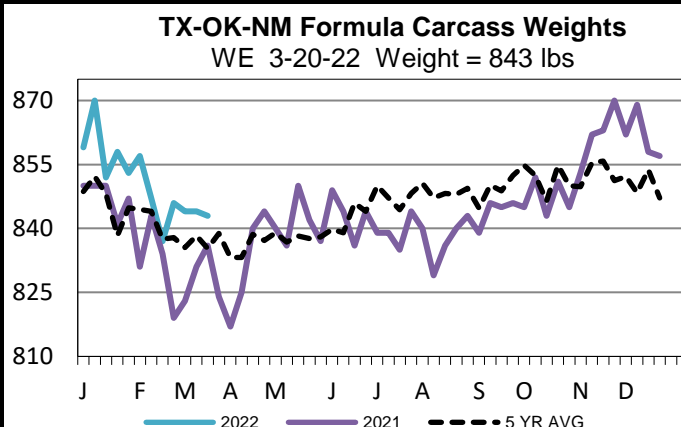
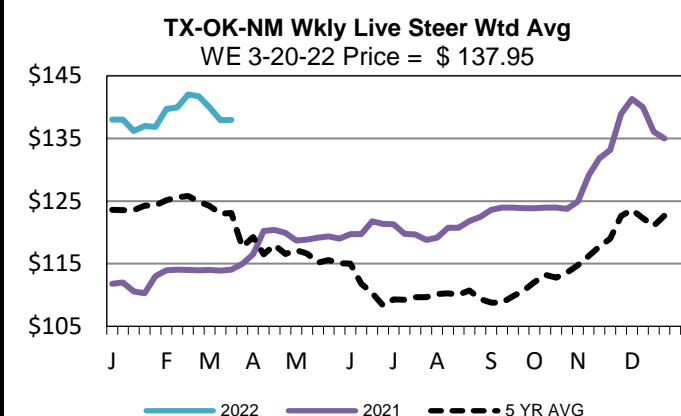
LM CT121	KANSAS	LM CT109
Neg. Cash Volume:	7,471	Dressed Formula Vol: 3,819
Live Steer Avg:	\$137.95	Steer/Heifer Avg: \$220.68
Live Heifer Avg:	\$138.00	Dressed Neg. Grid Vol: 40
Dressed Steer Avg:	N/A	Steer/Heifer Avg: \$224.24
Dressed Heifer Avg:	\$221.00	TOTAL VOLUME: 11,330
LM CT106	TOTAL WK TO DATE VOLUME:	42,855
Committed:	33,879	Delivered: 17,567

LM CT124	NEBRASKA	LM CT109
Neg. Cash Volume:	24,670	Dressed Formula Vol: 6,448
Live Steer Avg:	\$138.30	Steer/Heifer Avg: \$227.84
Live Heifer Avg:	\$138.19	Dressed Neg. Grid Vol: 343
Dressed Steer Avg:	\$220.85	Steer/Heifer Avg: \$225.81
Dressed Heifer Avg:	\$220.80	TOTAL VOLUME: 31,461
LM CT106	TOTAL WK TO DATE VOLUME:	51,350
Committed:	43,262	Delivered: 15,647

LM CT134	COLORADO	LM CT109
Neg. Cash Volume:	0	Dressed Formula Vol: 4,617
Live Steer Avg:	N/A	Steer/Heifer Avg: \$227.85
Live Heifer Avg:	N/A	Dressed Neg. Grid Vol: 0
Dressed Steer Avg:	N/A	Steer/Heifer Avg: N/A
Dressed Heifer Avg:	N/A	TOTAL VOLUME: 4,617
LM CT106	TOTAL WK TO DATE VOLUME:	14,574
Committed:	15,073	Delivered: 7,976

LM CT137	IA-MN	LM CT109
Neg. Cash Volume:	15,544	Dressed Formula Vol: 2,142
Live Steer Avg:	\$141.12	Steer/Heifer Avg: \$223.84
Live Heifer Avg:	\$139.77	Dressed Neg. Grid Vol: 497
Dressed Steer Avg:	\$221.90	Steer/Heifer Avg: \$228.60
Dressed Heifer Avg:	\$221.18	TOTAL VOLUME: 18,183
LM CT106	TOTAL WK TO DATE VOLUME:	25,016
Committed:	24,093	Delivered: 8,215

For Wednesday negotiated cash trading was slow on light demand in the Southern Plains with live steady compared to the last reported market on Tuesday at 138.00. Negotiated cash trading in Nebraska was moderate on good demand with live steady with the last reported market on Tuesday at 138.00 and dressed ranging from 220.00-221.00, mostly steady at 221.00 compared to last week. Negotiated cash trading was light to moderate on good demand in the Western Cornbelt with live purchases steady to 1.00 lower compared to last week from 139.00-142.00 and dressed purchases mostly 1.00 lower compared to last week at 221.00, with a few up to 225.00.



USDA Livestock, Poultry and Grain Market News

St. Joseph, Missouri

Phone: 816-676-7000

stjoe.lpgmn@ams.usda.gov