

## Daily Direct Steer and Heifer Slaughter Cattle Summary

For Trade on:

Monday, March 21, 2022

<a href="#">LM CT100</a>	<b>5-AREA</b>	<a href="#">LM CT109</a>
<b>Neg. Cash Volume:</b>	209	<b>Dressed Formula Vol:</b> 44,780
Live Steer Avg:	N/A	Steer/Heifer Avg: \$220.63
Live Heifer Avg:	\$141.00	<b>Dressed Neg. Grid Vol:</b> 1,872
Dressed Steer Avg:	\$220.73	Steer/Heifer Avg: \$224.17
Dressed Heifer Avg:	N/A	<b>TOTAL VOLUME:</b> 46,861
<a href="#">LM CT106</a>	<b>TOTAL WK TO DATE VOLUME:</b>	<b>46,861</b>
<b>Committed:</b>	<b>57,316</b>	<b>Delivered:</b> 65,794

<a href="#">LM CT118</a>	<b>TX-OK-NM</b>	<a href="#">LM CT109</a>
<b>Neg. Cash Volume:</b>	0	<b>Dressed Formula Vol:</b> 13,160
Live Steer Avg:	N/A	Steer/Heifer Avg: \$218.96
Live Heifer Avg:	N/A	<b>Dressed Neg. Grid Vol:</b> 0
Dressed Steer Avg:	N/A	Steer/Heifer Avg: N/A
Dressed Heifer Avg:	N/A	<b>TOTAL VOLUME:</b> 13,160
<a href="#">LM CT106</a>	<b>TOTAL WK TO DATE VOLUME:</b>	<b>13,160</b>
<b>Committed:</b>	<b>20,787</b>	<b>Delivered:</b> 17,540

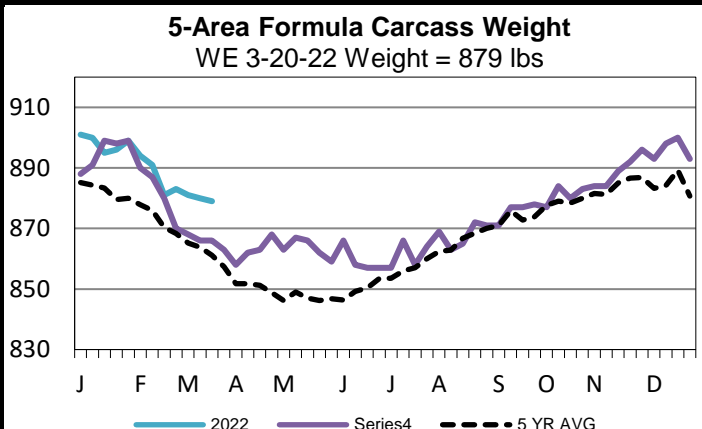
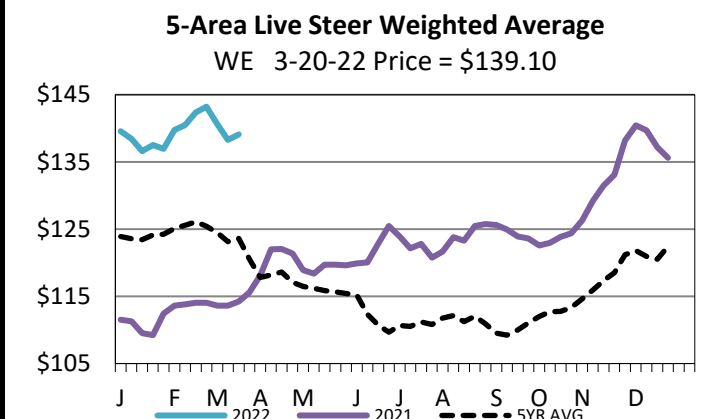
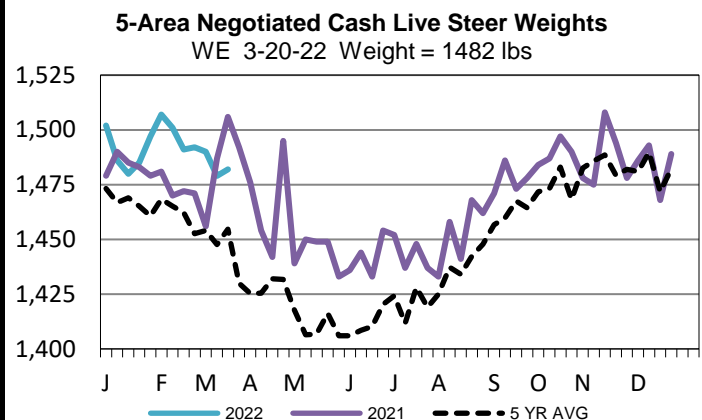
<a href="#">LM CT121</a>	<b>KANSAS</b>	<a href="#">LM CT109</a>
<b>Neg. Cash Volume:</b>	0	<b>Dressed Formula Vol:</b> 16,573
Live Steer Avg:	N/A	Steer/Heifer Avg: \$219.60
Live Heifer Avg:	N/A	<b>Dressed Neg. Grid Vol:</b> 861
Dressed Steer Avg:	N/A	Steer/Heifer Avg: \$223.71
Dressed Heifer Avg:	N/A	<b>TOTAL VOLUME:</b> 17,434
<a href="#">LM CT106</a>	<b>TOTAL WK TO DATE VOLUME:</b>	<b>17,374</b>
<b>Committed:</b>	<b>11,509</b>	<b>Delivered:</b> 19,313

<a href="#">LM CT124</a>	<b>NEBRASKA</b>	<a href="#">LM CT109</a>
<b>Neg. Cash Volume:</b>	0	<b>Dressed Formula Vol:</b> 8,344
Live Steer Avg:	N/A	Steer/Heifer Avg: \$223.25
Live Heifer Avg:	N/A	<b>Dressed Neg. Grid Vol:</b> 252
Dressed Steer Avg:	N/A	Steer/Heifer Avg: \$225.44
Dressed Heifer Avg:	N/A	<b>TOTAL VOLUME:</b> 8,596
<a href="#">LM CT106</a>	<b>TOTAL WK TO DATE VOLUME:</b>	<b>8,596</b>
<b>Committed:</b>	<b>12,141</b>	<b>Delivered:</b> 15,370

<a href="#">LM CT134</a>	<b>COLORADO</b>	<a href="#">LM CT109</a>
<b>Neg. Cash Volume:</b>	0	<b>Dressed Formula Vol:</b> 4,662
Live Steer Avg:	N/A	Steer/Heifer Avg: \$223.38
Live Heifer Avg:	N/A	<b>Dressed Neg. Grid Vol:</b> 13
Dressed Steer Avg:	N/A	Steer/Heifer Avg: \$220.69
Dressed Heifer Avg:	N/A	<b>TOTAL VOLUME:</b> 4,675
<a href="#">LM CT106</a>	<b>TOTAL WK TO DATE VOLUME:</b>	<b>4,675</b>
<b>Committed:</b>	<b>2,944</b>	<b>Delivered:</b> 3,591

<a href="#">LM CT137</a>	<b>IA-MN</b>	<a href="#">LM CT109</a>
<b>Neg. Cash Volume:</b>	209	<b>Dressed Formula Vol:</b> 2,156
Live Steer Avg:	N/A	Steer/Heifer Avg: \$222.90
Live Heifer Avg:	\$141.00	<b>Dressed Neg. Grid Vol:</b> 986
Dressed Steer Avg:	\$220.73	Steer/Heifer Avg: \$225.22
Dressed Heifer Avg:	N/A	<b>TOTAL VOLUME:</b> 3,351
<a href="#">LM CT106</a>	<b>TOTAL WK TO DATE VOLUME:</b>	<b>3,351</b>
<b>Committed:</b>	<b>9,935</b>	<b>Delivered:</b> 9,980

For Monday negotiated cash trading was mostly inactive on very light demand in the Western Cornbelt. Not enough purchases for a market trend. Negotiated cash trading was at a standstill in all other major feeding regions. Last week in the Southern Plains live purchases traded at 138.00. In Nebraska last week live and dressed purchases traded at 138.00 and 221.00, respectively. Last week in the Western Cornbelt live and dressed purchases traded from 140.00-142.00 and at 222.00, respectively.



## USDA Livestock, Poultry and Grain Market News

St. Joseph, Missouri

Phone: 816-676-7000

[stjoe.lpgmn@ams.usda.gov](mailto:stjoe.lpgmn@ams.usda.gov)