

## Daily Direct Steer and Heifer Slaughter Cattle Summary

For Trade on:

Thursday, March 17, 2022

<a href="#">LM CT100</a>	<b>5-AREA</b>	<a href="#">LM CT109</a>
<b>Neg. Cash Volume:</b>	41,002	<b>Dressed Formula Vol:</b> 45,350
Live Steer Avg:	\$138.19	Steer/Heifer Avg: \$223.90
Live Heifer Avg:	\$138.16	<b>Dressed Neg. Grid Vol:</b> 1,358
Dressed Steer Avg:	\$221.82	Steer/Heifer Avg: \$225.84
Dressed Heifer Avg:	\$221.47	<b>TOTAL VOLUME:</b> 87,710
<a href="#">LM CT106</a>	<b>TOTAL WK TO DATE VOLUME:</b>	<b>217,541</b>
<b>Committed:</b>	<b>81,383</b>	<b>Delivered:</b> 64,463

<a href="#">LM CT118</a>	<b>TX-OK-NM</b>	<a href="#">LM CT109</a>
<b>Neg. Cash Volume:</b>	6,287	<b>Dressed Formula Vol:</b> 13,406
Live Steer Avg:	\$137.95	Steer/Heifer Avg: \$218.94
Live Heifer Avg:	\$138.00	<b>Dressed Neg. Grid Vol:</b> 0
Dressed Steer Avg:	N/A	Steer/Heifer Avg: N/A
Dressed Heifer Avg:	N/A	<b>TOTAL VOLUME:</b> 19,693
<a href="#">LM CT106</a>	<b>TOTAL WK TO DATE VOLUME:</b>	<b>59,807</b>
<b>Committed:</b>	<b>16,900</b>	<b>Delivered:</b> 20,257

<a href="#">LM CT121</a>	<b>KANSAS</b>	<a href="#">LM CT109</a>
<b>Neg. Cash Volume:</b>	13,950	<b>Dressed Formula Vol:</b> 10,246
Live Steer Avg:	\$138.00	Steer/Heifer Avg: \$220.37
Live Heifer Avg:	\$137.93	<b>Dressed Neg. Grid Vol:</b> 82
Dressed Steer Avg:	N/A	Steer/Heifer Avg: \$228.82
Dressed Heifer Avg:	N/A	<b>TOTAL VOLUME:</b> 24,278
<a href="#">LM CT106</a>	<b>TOTAL WK TO DATE VOLUME:</b>	<b>66,138</b>
<b>Committed:</b>	<b>28,834</b>	<b>Delivered:</b> 13,380

<a href="#">LM CT124</a>	<b>NEBRASKA</b>	<a href="#">LM CT109</a>
<b>Neg. Cash Volume:</b>	15,902	<b>Dressed Formula Vol:</b> 14,698
Live Steer Avg:	\$138.37	Steer/Heifer Avg: \$230.02
Live Heifer Avg:	\$138.00	<b>Dressed Neg. Grid Vol:</b> 298
Dressed Steer Avg:	\$221.89	Steer/Heifer Avg: \$226.62
Dressed Heifer Avg:	\$221.39	<b>TOTAL VOLUME:</b> 30,898
<a href="#">LM CT106</a>	<b>TOTAL WK TO DATE VOLUME:</b>	<b>54,663</b>
<b>Committed:</b>	<b>20,629</b>	<b>Delivered:</b> 15,462

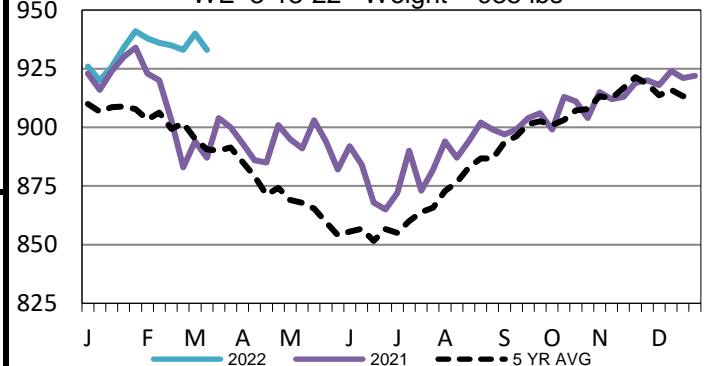
<a href="#">LM CT134</a>	<b>COLORADO</b>	<a href="#">LM CT109</a>
<b>Neg. Cash Volume:</b>	0	<b>Dressed Formula Vol:</b> 3,566
Live Steer Avg:	N/A	Steer/Heifer Avg: \$227.03
Live Heifer Avg:	N/A	<b>Dressed Neg. Grid Vol:</b> 149
Dressed Steer Avg:	N/A	Steer/Heifer Avg: \$224.15
Dressed Heifer Avg:	N/A	<b>TOTAL VOLUME:</b> 3,715
<a href="#">LM CT106</a>	<b>TOTAL WK TO DATE VOLUME:</b>	<b>15,839</b>
<b>Committed:</b>	<b>8,119</b>	<b>Delivered:</b> 7,068

<a href="#">LM CT137</a>	<b>IA-MN</b>	<a href="#">LM CT109</a>
<b>Neg. Cash Volume:</b>	4,863	<b>Dressed Formula Vol:</b> 3,686
Live Steer Avg:	\$139.74	Steer/Heifer Avg: \$224.37
Live Heifer Avg:	\$140.08	<b>Dressed Neg. Grid Vol:</b> 829
Dressed Steer Avg:	\$221.49	Steer/Heifer Avg: \$225.57
Dressed Heifer Avg:	\$221.65	<b>TOTAL VOLUME:</b> 9,378
<a href="#">LM CT106</a>	<b>TOTAL WK TO DATE VOLUME:</b>	<b>21,733</b>
<b>Committed:</b>	<b>6,901</b>	<b>Delivered:</b> 8,296

Thursday in the Southern Plains cash trading was slow to moderate on light demand. Compared to last week live traded steady at 138.00. In Nebraska cash trading was slow to moderate with moderate demand. Compared to last week live traded steady at 138.00, with a few up to 140.00, and dressed traded mostly 1.00 higher at 221.00, with a few up to 225.00. Thursday in the Western Cornbelt cash trading was slow on light demand. Thus far for the week live have traded steady to 2.00 higher at 140.00 and dressed have traded steady to 3.00 higher at 222.00. A light test was noted.

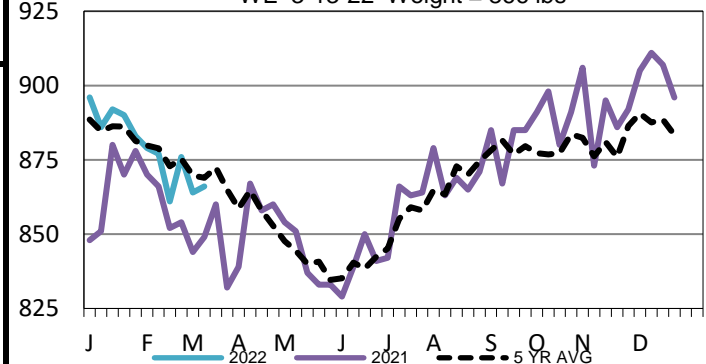
## Nebraska Formula Carcass Weights

WE 3-13-22 Weight = 933 lbs



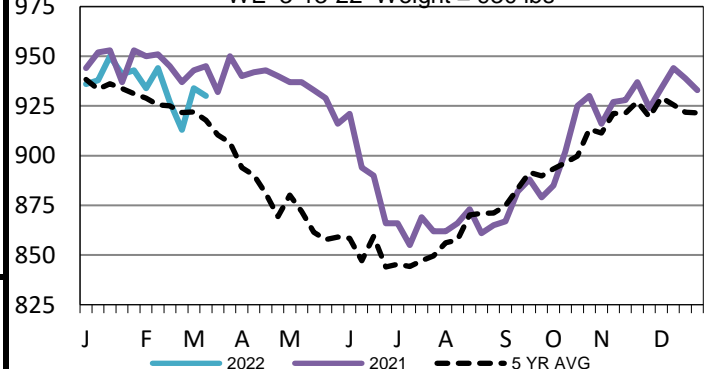
## Colorado Formula Carcass Weights

WE 3-13-22 Weight = 866 lbs



## Iowa-Minnesota Formula Carcass Weights

WE 3-13-22 Weight = 930 lbs



## USDA Livestock, Poultry and Grain Market News

St. Joseph, Missouri

Phone: 816-676-7000

[stjoe.lpgmn@ams.usda.gov](mailto:stjoe.lpgmn@ams.usda.gov)