

Daily Direct Steer and Heifer Slaughter Cattle Summary

For Trade on:

Tuesday, March 15, 2022

LM CT100	5-AREA	LM CT109
Neg. Cash Volume:	654	Dressed Formula Vol: 30,885
Live Steer Avg:	\$140.00	Steer/Heifer Avg: \$229.83
Live Heifer Avg:	\$139.51	Dressed Neg. Grid Vol: 925
Dressed Steer Avg:	N/A	Steer/Heifer Avg: \$227.96
Dressed Heifer Avg:	N/A	TOTAL VOLUME: 32,464
LM CT106	TOTAL WK TO DATE VOLUME:	90,448
Committed:	48,947	Delivered: 69,983

LM CT118	TX-OK-NM	LM CT109
Neg. Cash Volume:	0	Dressed Formula Vol: 7,492
Live Steer Avg:	N/A	Steer/Heifer Avg: \$225.64
Live Heifer Avg:	N/A	Dressed Neg. Grid Vol: 0
Dressed Steer Avg:	N/A	Steer/Heifer Avg: N/A
Dressed Heifer Avg:	N/A	TOTAL VOLUME: 7,492
LM CT106	TOTAL WK TO DATE VOLUME:	23,611
Committed:	12,975	Delivered: 18,604

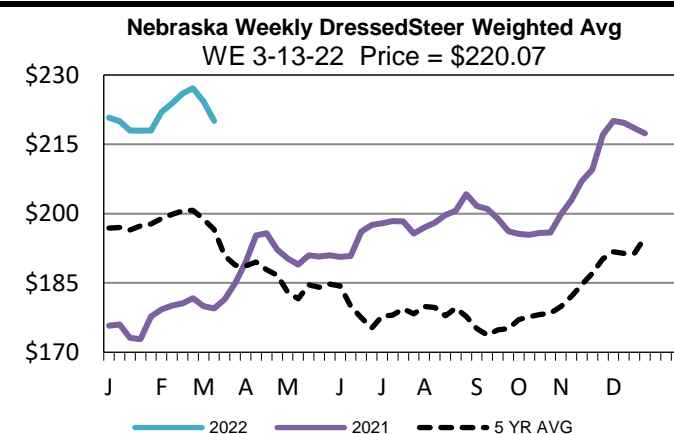
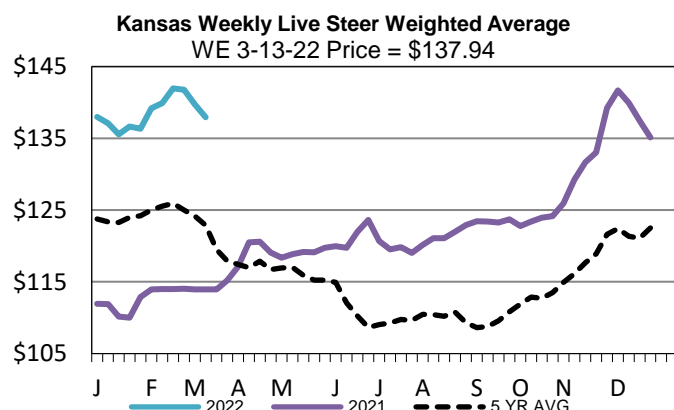
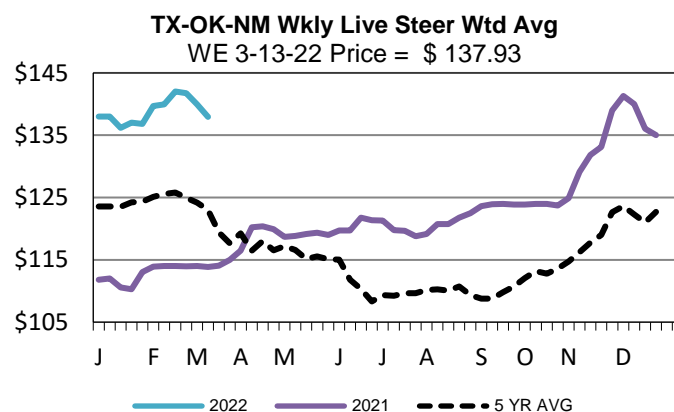
LM CT121	KANSAS	LM CT109
Neg. Cash Volume:	92	Dressed Formula Vol: 8,999
Live Steer Avg:	N/A	Steer/Heifer Avg: \$227.51
Live Heifer Avg:	\$138.00	Dressed Neg. Grid Vol: 232
Dressed Steer Avg:	N/A	Steer/Heifer Avg: \$225.98
Dressed Heifer Avg:	N/A	TOTAL VOLUME: 9,323
LM CT106	TOTAL WK TO DATE VOLUME:	35,876
Committed:	23,292	Delivered: 16,054

LM CT124	NEBRASKA	LM CT109
Neg. Cash Volume:	0	Dressed Formula Vol: 6,102
Live Steer Avg:	N/A	Steer/Heifer Avg: \$234.56
Live Heifer Avg:	N/A	Dressed Neg. Grid Vol: 116
Dressed Steer Avg:	N/A	Steer/Heifer Avg: \$228.85
Dressed Heifer Avg:	N/A	TOTAL VOLUME: 6,218
LM CT106	TOTAL WK TO DATE VOLUME:	14,585
Committed:	6,775	Delivered: 19,228

LM CT134	COLORADO	LM CT109
Neg. Cash Volume:	0	Dressed Formula Vol: 6,633
Live Steer Avg:	N/A	Steer/Heifer Avg: \$234.64
Live Heifer Avg:	N/A	Dressed Neg. Grid Vol: 133
Dressed Steer Avg:	N/A	Steer/Heifer Avg: \$225.65
Dressed Heifer Avg:	N/A	TOTAL VOLUME: 6,766
LM CT106	TOTAL WK TO DATE VOLUME:	11,266
Committed:	732	Delivered: 8,462

LM CT137	IA-MN	LM CT109
Neg. Cash Volume:	562	Dressed Formula Vol: 1,830
Live Steer Avg:	\$140.00	Steer/Heifer Avg: \$226.36
Live Heifer Avg:	\$140.00	Dressed Neg. Grid Vol: 444
Dressed Steer Avg:	N/A	Steer/Heifer Avg: \$229.46
Dressed Heifer Avg:	N/A	TOTAL VOLUME: 2,836
LM CT106	TOTAL WK TO DATE VOLUME:	5,421
Committed:	5,173	Delivered: 7,635

For Tuesday negotiated cash trading was at a standstill in the Texas Panhandle and Nebraska. In Kansas and Western Cornbelt negotiated cash trading was mostly inactive on light demand. Not enough purchases for a market trend. Last week in the Southern Plains and Nebraska live purchases traded at 138.00 and dressed purchases, in Nebraska, traded at 220.00. Last week in the Western Cornbelt live purchases traded from 138.00-140.00 and dressed purchases traded from 219.00-222.00.



USDA Livestock, Poultry and Grain Market News

St. Joseph, Missouri

Phone: 816-676-7000

stjoe.lpgmn@ams.usda.gov