

## Daily Direct Steer and Heifer Slaughter Cattle Summary

For Trade on:

Friday, March 11, 2022

<a href="#">LM CT100</a>	<b>5-AREA</b>	<a href="#">LM CT109</a>
<b>Neg. Cash Volume:</b>	852	<b>Dressed Formula Vol:</b> 43,719
Live Steer Avg:	\$140.00	Steer/Heifer Avg: \$224.69
Live Heifer Avg:	N/A	<b>Dressed Neg. Grid Vol:</b> 1,338
Dressed Steer Avg:	\$222.00	Steer/Heifer Avg: \$226.74
Dressed Heifer Avg:	\$222.00	<b>TOTAL VOLUME:</b> 45,909
<a href="#">LM CT106</a>	<b>TOTAL WK TO DATE VOLUME:</b>	<b>281,983</b>
<b>Committed:</b>	<b>74,134</b>	<b>Delivered:</b> 81,326

<a href="#">LM CT118</a>	<b>TX-OK-NM</b>	<a href="#">LM CT109</a>
<b>Neg. Cash Volume:</b>	0	<b>Dressed Formula Vol:</b> 14,123
Live Steer Avg:	N/A	Steer/Heifer Avg: \$222.17
Live Heifer Avg:	N/A	<b>Dressed Neg. Grid Vol:</b> 0
Dressed Steer Avg:	N/A	Steer/Heifer Avg: N/A
Dressed Heifer Avg:	N/A	<b>TOTAL VOLUME:</b> 14,123
<a href="#">LM CT106</a>	<b>TOTAL WK TO DATE VOLUME:</b>	<b>73,099</b>
<b>Committed:</b>	<b>19,359</b>	<b>Delivered:</b> 17,554

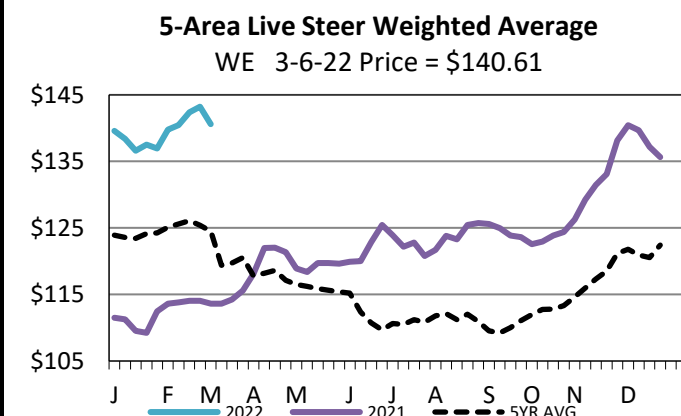
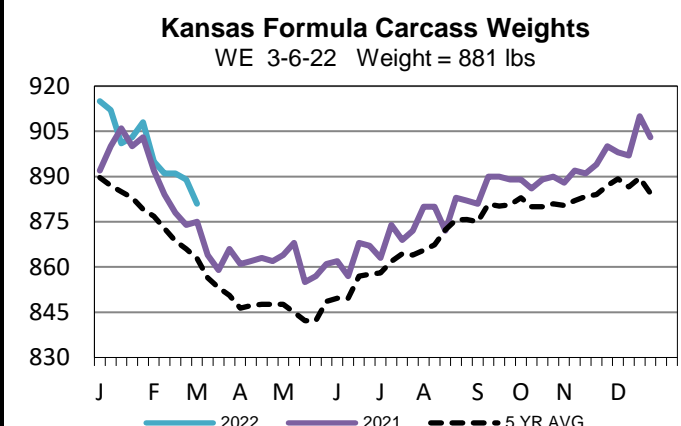
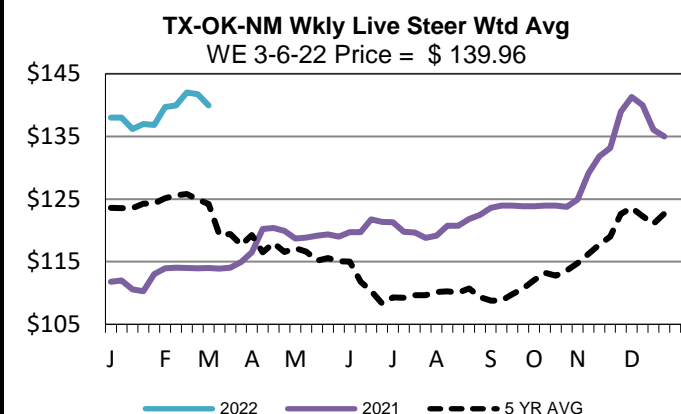
<a href="#">LM CT121</a>	<b>KANSAS</b>	<a href="#">LM CT109</a>
<b>Neg. Cash Volume:</b>	0	<b>Dressed Formula Vol:</b> 16,364
Live Steer Avg:	N/A	Steer/Heifer Avg: \$224.50
Live Heifer Avg:	N/A	<b>Dressed Neg. Grid Vol:</b> 125
Dressed Steer Avg:	N/A	Steer/Heifer Avg: \$218.74
Dressed Heifer Avg:	N/A	<b>TOTAL VOLUME:</b> 16,489
<a href="#">LM CT106</a>	<b>TOTAL WK TO DATE VOLUME:</b>	<b>81,117</b>
<b>Committed:</b>	<b>13,855</b>	<b>Delivered:</b> 19,580

<a href="#">LM CT124</a>	<b>NEBRASKA</b>	<a href="#">LM CT109</a>
<b>Neg. Cash Volume:</b>	121	<b>Dressed Formula Vol:</b> 6,992
Live Steer Avg:	N/A	Steer/Heifer Avg: \$227.83
Live Heifer Avg:	N/A	<b>Dressed Neg. Grid Vol:</b> 371
Dressed Steer Avg:	N/A	Steer/Heifer Avg: \$231.18
Dressed Heifer Avg:	\$222.00	<b>TOTAL VOLUME:</b> 7,484
<a href="#">LM CT106</a>	<b>TOTAL WK TO DATE VOLUME:</b>	<b>69,533</b>
<b>Committed:</b>	<b>18,884</b>	<b>Delivered:</b> 23,927

<a href="#">LM CT134</a>	<b>COLORADO</b>	<a href="#">LM CT109</a>
<b>Neg. Cash Volume:</b>	0	<b>Dressed Formula Vol:</b> 3,379
Live Steer Avg:	N/A	Steer/Heifer Avg: \$229.21
Live Heifer Avg:	N/A	<b>Dressed Neg. Grid Vol:</b> 40
Dressed Steer Avg:	N/A	Steer/Heifer Avg: \$221.59
Dressed Heifer Avg:	N/A	<b>TOTAL VOLUME:</b> 3,419
<a href="#">LM CT106</a>	<b>TOTAL WK TO DATE VOLUME:</b>	<b>24,073</b>
<b>Committed:</b>	<b>15,899</b>	<b>Delivered:</b> 7,257

<a href="#">LM CT137</a>	<b>IA-MN</b>	<a href="#">LM CT109</a>
<b>Neg. Cash Volume:</b>	731	<b>Dressed Formula Vol:</b> 2,975
Live Steer Avg:	\$140.00	Steer/Heifer Avg: \$225.45
Live Heifer Avg:	N/A	<b>Dressed Neg. Grid Vol:</b> 802
Dressed Steer Avg:	\$222.00	Steer/Heifer Avg: \$226.19
Dressed Heifer Avg:	\$222.00	<b>TOTAL VOLUME:</b> 4,508
<a href="#">LM CT106</a>	<b>TOTAL WK TO DATE VOLUME:</b>	<b>35,039</b>
<b>Committed:</b>	<b>6,137</b>	<b>Delivered:</b> 13,008

For Friday in the Southern Plains negotiated cash trading was at a standstill. In Nebraska and Western Cornbelt negotiated cash trading was mostly inactive with very light demand. Not enough purchases for a market trend. In the Texas Panhandle Tuesday was the last reported market with live purchases at 138.00. In Kansas Wednesday was the last reported market with live purchases at 138.00. In Nebraska the last reported market was on Wednesday with live and dressed purchases trading at 138.00 and 220.00, respectively. In the Western Cornbelt the last reported market was on Wednesday with live purchases from 138.00-140.00 and dressed purchases from 219.00-222.00.



## USDA Livestock, Poultry and Grain Market News

St. Joseph, Missouri

Phone: 816-676-7000

[stjoe.lpgmn@ams.usda.gov](mailto:stjoe.lpgmn@ams.usda.gov)