

Daily Direct Steer and Heifer Slaughter Cattle Summary

For Trade on:

Tuesday, March 08, 2022

LM CT100	5-AREA	LM CT109
Neg. Cash Volume:	21,939	Dressed Formula Vol: 35,398
Live Steer Avg:	\$137.97	Steer/Heifer Avg: \$229.40
Live Heifer Avg:	\$137.94	Dressed Neg. Grid Vol: 2,059
Dressed Steer Avg:	\$222.00	Steer/Heifer Avg: \$228.39
Dressed Heifer Avg:	N/A	TOTAL VOLUME: 59,396
LM CT106	TOTAL WK TO DATE VOLUME:	119,925
Committed:	79,596	Delivered: 65,664

LM CT118	TX-OK-NM	LM CT109
Neg. Cash Volume:	6,375	Dressed Formula Vol: 12,702
Live Steer Avg:	\$137.93	Steer/Heifer Avg: \$227.43
Live Heifer Avg:	\$137.87	Dressed Neg. Grid Vol: 0
Dressed Steer Avg:	N/A	Steer/Heifer Avg: N/A
Dressed Heifer Avg:	N/A	TOTAL VOLUME: 19,077
LM CT106	TOTAL WK TO DATE VOLUME:	38,097
Committed:	25,811	Delivered: 17,174

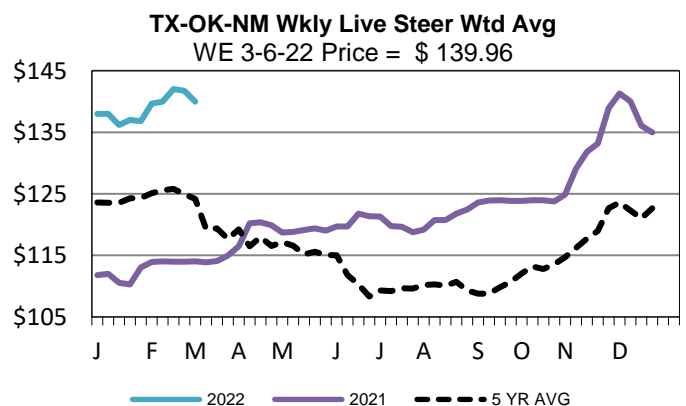
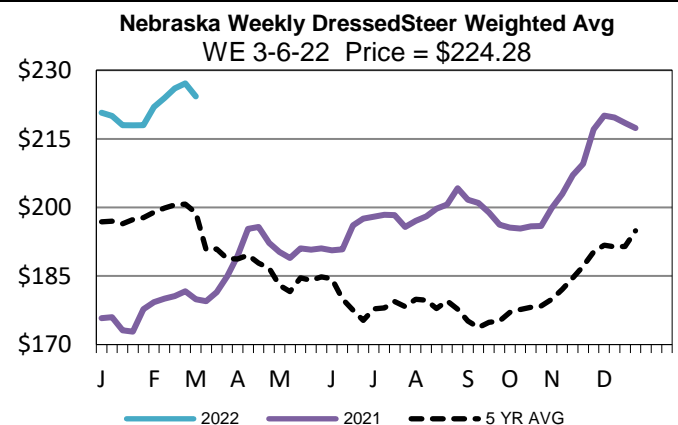
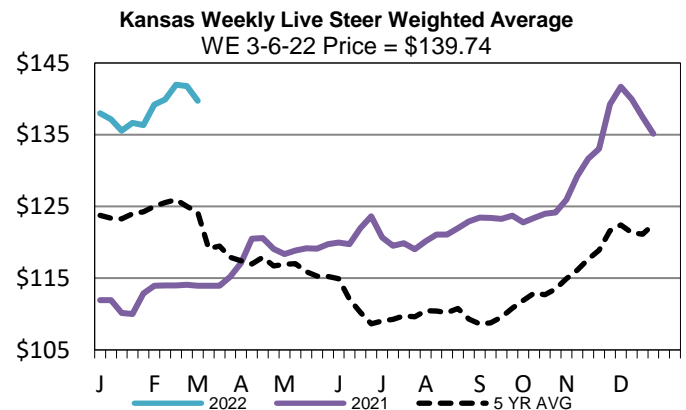
LM CT121	KANSAS	LM CT109
Neg. Cash Volume:	11,186	Dressed Formula Vol: 9,511
Live Steer Avg:	\$137.98	Steer/Heifer Avg: \$226.54
Live Heifer Avg:	\$138.00	Dressed Neg. Grid Vol: 0
Dressed Steer Avg:	N/A	Steer/Heifer Avg: N/A
Dressed Heifer Avg:	N/A	TOTAL VOLUME: 20,697
LM CT106	TOTAL WK TO DATE VOLUME:	41,495
Committed:	33,667	Delivered: 16,766

LM CT124	NEBRASKA	LM CT109
Neg. Cash Volume:	3,188	Dressed Formula Vol: 5,579
Live Steer Avg:	\$138.00	Steer/Heifer Avg: \$235.04
Live Heifer Avg:	\$138.00	Dressed Neg. Grid Vol: 655
Dressed Steer Avg:	N/A	Steer/Heifer Avg: \$228.82
Dressed Heifer Avg:	N/A	TOTAL VOLUME: 9,422
LM CT106	TOTAL WK TO DATE VOLUME:	20,735
Committed:	12,631	Delivered: 16,551

LM CT134	COLORADO	LM CT109
Neg. Cash Volume:	0	Dressed Formula Vol: 5,679
Live Steer Avg:	N/A	Steer/Heifer Avg: \$232.08
Live Heifer Avg:	N/A	Dressed Neg. Grid Vol: 395
Dressed Steer Avg:	N/A	Steer/Heifer Avg: \$226.53
Dressed Heifer Avg:	N/A	TOTAL VOLUME: 6,074
LM CT106	TOTAL WK TO DATE VOLUME:	11,428
Committed:	3,124	Delivered: 7,510

LM CT137	IA-MN	LM CT109
Neg. Cash Volume:	1,190	Dressed Formula Vol: 2,040
Live Steer Avg:	\$138.00	Steer/Heifer Avg: \$232.17
Live Heifer Avg:	N/A	Dressed Neg. Grid Vol: 1,009
Dressed Steer Avg:	\$222.00	Steer/Heifer Avg: \$228.84
Dressed Heifer Avg:	N/A	TOTAL VOLUME: 4,239
LM CT106	TOTAL WK TO DATE VOLUME:	8,716
Committed:	4,363	Delivered: 7,663

For Tuesday cash trading was slow to moderate on light demand in the Southern Plains. Compared to last week live purchases traded 2.00 lower at 138.00. In Nebraska cash trading was slow on light demand. Live purchases traded steady at 138.00, when compared to the last reported market on Monday. Last week dressed purchases traded from 224.00-225.00. Tuesday in the Western Cornbelt cash trading was limited on light demand. Not enough purchases for a market trend. For the prior week live purchases traded at 142.00 and from 224.00-225.00, respectively.



USDA Livestock, Poultry and Grain Market News

St. Joseph, Missouri

Phone: 816-676-7000

stjoe.lpgmn@ams.usda.gov