

Daily Direct Steer and Heifer Slaughter Cattle Summary

For Trade on:

Monday, March 07, 2022

LM CT100	5-AREA	LM CT109
Neg. Cash Volume:	5,293	Dressed Formula Vol: 51,592
Live Steer Avg:	\$138.00	Steer/Heifer Avg: \$227.19
Live Heifer Avg:	\$138.00	Dressed Neg. Grid Vol: 3,734
Dressed Steer Avg:	\$222.00	Steer/Heifer Avg: \$226.71
Dressed Heifer Avg:	\$222.00	TOTAL VOLUME: 60,619
LM CT106	TOTAL WK TO DATE VOLUME:	225,966
Committed:	62,677	Delivered: 72,443

LM CT118	TX-OK-NM	LM CT109
Neg. Cash Volume:	0	Dressed Formula Vol: 18,895
Live Steer Avg:	N/A	Steer/Heifer Avg: \$226.20
Live Heifer Avg:	N/A	Dressed Neg. Grid Vol: 125
Dressed Steer Avg:	N/A	Steer/Heifer Avg: \$222.15
Dressed Heifer Avg:	N/A	TOTAL VOLUME: 19,020
LM CT106	TOTAL WK TO DATE VOLUME:	70,491
Committed:	18,654	Delivered: 17,165

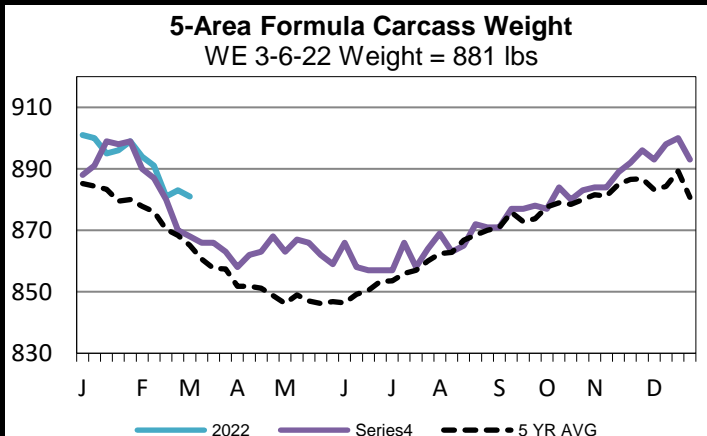
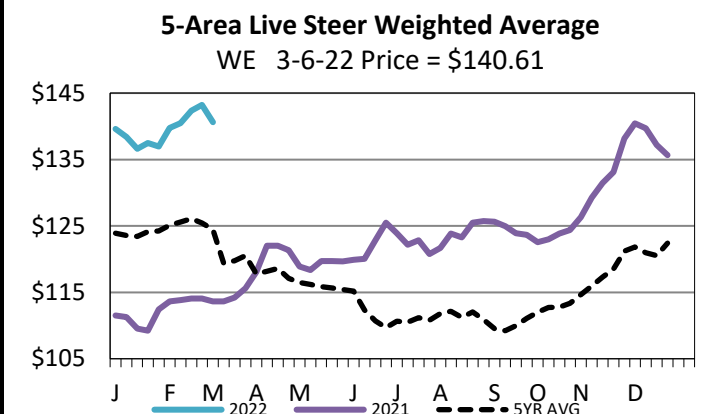
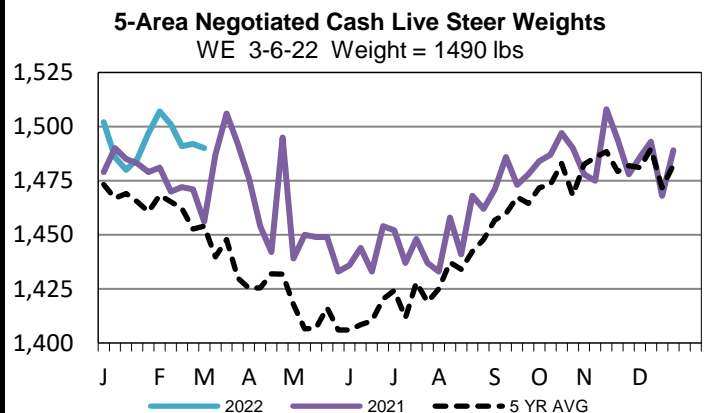
LM CT121	KANSAS	LM CT109
Neg. Cash Volume:	0	Dressed Formula Vol: 19,446
Live Steer Avg:	N/A	Steer/Heifer Avg: \$225.32
Live Heifer Avg:	N/A	Dressed Neg. Grid Vol: 1,352
Dressed Steer Avg:	N/A	Steer/Heifer Avg: \$223.97
Dressed Heifer Avg:	N/A	TOTAL VOLUME: 20,798
LM CT106	TOTAL WK TO DATE VOLUME:	89,580
Committed:	17,118	Delivered: 20,549

LM CT124	NEBRASKA	LM CT109
Neg. Cash Volume:	4,120	Dressed Formula Vol: 6,159
Live Steer Avg:	\$138.00	Steer/Heifer Avg: \$233.31
Live Heifer Avg:	\$138.00	Dressed Neg. Grid Vol: 1,034
Dressed Steer Avg:	N/A	Steer/Heifer Avg: \$227.88
Dressed Heifer Avg:	N/A	TOTAL VOLUME: 11,313
LM CT106	TOTAL WK TO DATE VOLUME:	60,977
Committed:	14,592	Delivered: 14,183

LM CT134	COLORADO	LM CT109
Neg. Cash Volume:	0	Dressed Formula Vol: 4,997
Live Steer Avg:	N/A	Steer/Heifer Avg: \$229.04
Live Heifer Avg:	N/A	Dressed Neg. Grid Vol: 357
Dressed Steer Avg:	N/A	Steer/Heifer Avg: \$224.98
Dressed Heifer Avg:	N/A	TOTAL VOLUME: 5,354
LM CT106	TOTAL WK TO DATE VOLUME:	25,662
Committed:	4,353	Delivered: 10,498

LM CT137	IA-MN	LM CT109
Neg. Cash Volume:	1,173	Dressed Formula Vol: 2,325
Live Steer Avg:	\$138.00	Steer/Heifer Avg: \$231.21
Live Heifer Avg:	N/A	Dressed Neg. Grid Vol: 979
Dressed Steer Avg:	\$222.00	Steer/Heifer Avg: \$231.65
Dressed Heifer Avg:	\$222.00	TOTAL VOLUME: 4,477
LM CT106	TOTAL WK TO DATE VOLUME:	99,626
Committed:	7,960	Delivered: 10,048

Monday in Nebraska cash trading was slow with light demand. Compared to last week, a few early live traded 2.00 lower at 138.00. Last week dressed traded from 224.00-225.00. In the Western Cornbelt cash trading was limited on light demand. A few live traded at 138.00. However, not enough for a market trend. For the prior week live and dressed traded at 142.00 and from 224.00-225.00, respectively. On Monday in the Southern Plains cash trading was at a standstill. Last week live traded at 140.00.



USDA Livestock, Poultry and Grain Market News

St. Joseph, Missouri

Phone: 816-676-7000

stjoe.lpgmn@ams.usda.gov