

## Daily Direct Steer and Heifer Slaughter Cattle Summary

For Trade on:

Wednesday, March 02, 2022

|                          |                                 |                                     |
|--------------------------|---------------------------------|-------------------------------------|
| <a href="#">LM CT100</a> | <b>5-AREA</b>                   | <a href="#">LM CT109</a>            |
| <b>Neg. Cash Volume:</b> | 40,824                          | <b>Dressed Formula Vol:</b> 33,346  |
| Live Steer Avg:          | \$140.45                        | Steer/Heifer Avg: \$230.39          |
| Live Heifer Avg:         | \$140.83                        | <b>Dressed Neg. Grid Vol:</b> 1,466 |
| Dressed Steer Avg:       | \$224.76                        | Steer/Heifer Avg: \$226.77          |
| Dressed Heifer Avg:      | \$224.95                        | <b>TOTAL VOLUME:</b> 75,636         |
| <a href="#">LM CT106</a> | <b>TOTAL WK TO DATE VOLUME:</b> | <b>123,710</b>                      |
| <b>Committed:</b>        | <b>135,792</b>                  | <b>Delivered:</b> 61,429            |

|                          |                                 |                                   |
|--------------------------|---------------------------------|-----------------------------------|
| <a href="#">LM CT118</a> | <b>TX-OK-NM</b>                 | <a href="#">LM CT109</a>          |
| <b>Neg. Cash Volume:</b> | 5,385                           | <b>Dressed Formula Vol:</b> 6,246 |
| Live Steer Avg:          | \$140.00                        | Steer/Heifer Avg: \$227.98        |
| Live Heifer Avg:         | \$140.00                        | <b>Dressed Neg. Grid Vol:</b> 0   |
| Dressed Steer Avg:       | N/A                             | Steer/Heifer Avg: N/A             |
| Dressed Heifer Avg:      | N/A                             | <b>TOTAL VOLUME:</b> 11,631       |
| <a href="#">LM CT106</a> | <b>TOTAL WK TO DATE VOLUME:</b> | <b>44,633</b>                     |
| <b>Committed:</b>        | <b>38,348</b>                   | <b>Delivered:</b> 16,825          |

|                          |                                 |                                   |
|--------------------------|---------------------------------|-----------------------------------|
| <a href="#">LM CT121</a> | <b>KANSAS</b>                   | <a href="#">LM CT109</a>          |
| <b>Neg. Cash Volume:</b> | 9,070                           | <b>Dressed Formula Vol:</b> 9,324 |
| Live Steer Avg:          | \$140.13                        | Steer/Heifer Avg: \$227.61        |
| Live Heifer Avg:         | \$140.00                        | <b>Dressed Neg. Grid Vol:</b> 267 |
| Dressed Steer Avg:       | \$225.00                        | Steer/Heifer Avg: \$224.99        |
| Dressed Heifer Avg:      | N/A                             | <b>TOTAL VOLUME:</b> 18,661       |
| <a href="#">LM CT106</a> | <b>TOTAL WK TO DATE VOLUME:</b> | <b>57,215</b>                     |
| <b>Committed:</b>        | <b>33,212</b>                   | <b>Delivered:</b> 15,660          |

|                          |                                 |                                    |
|--------------------------|---------------------------------|------------------------------------|
| <a href="#">LM CT124</a> | <b>NEBRASKA</b>                 | <a href="#">LM CT109</a>           |
| <b>Neg. Cash Volume:</b> | 16,734                          | <b>Dressed Formula Vol:</b> 12,135 |
| Live Steer Avg:          | \$140.54                        | Steer/Heifer Avg: \$233.11         |
| Live Heifer Avg:         | \$140.18                        | <b>Dressed Neg. Grid Vol:</b> 547  |
| Dressed Steer Avg:       | \$224.64                        | Steer/Heifer Avg: \$228.89         |
| Dressed Heifer Avg:      | \$224.67                        | <b>TOTAL VOLUME:</b> 29,416        |
| <a href="#">LM CT106</a> | <b>TOTAL WK TO DATE VOLUME:</b> | <b>44,219</b>                      |
| <b>Committed:</b>        | <b>34,036</b>                   | <b>Delivered:</b> 13,069           |

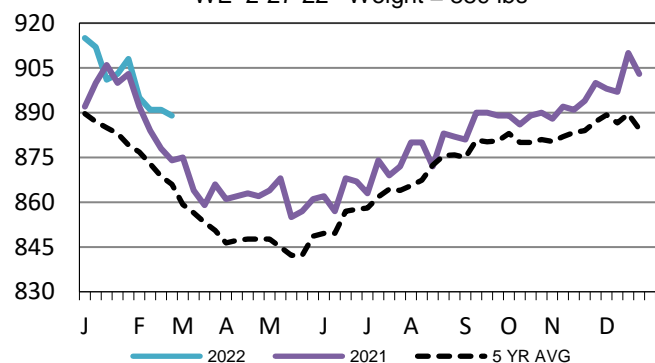
|                          |                                 |                                   |
|--------------------------|---------------------------------|-----------------------------------|
| <a href="#">LM CT134</a> | <b>COLORADO</b>                 | <a href="#">LM CT109</a>          |
| <b>Neg. Cash Volume:</b> | 0                               | <b>Dressed Formula Vol:</b> 2,794 |
| Live Steer Avg:          | N/A                             | Steer/Heifer Avg: \$229.48        |
| Live Heifer Avg:         | N/A                             | <b>Dressed Neg. Grid Vol:</b> 162 |
| Dressed Steer Avg:       | N/A                             | Steer/Heifer Avg: \$221.40        |
| Dressed Heifer Avg:      | N/A                             | <b>TOTAL VOLUME:</b> 2,956        |
| <a href="#">LM CT106</a> | <b>TOTAL WK TO DATE VOLUME:</b> | <b>15,574</b>                     |
| <b>Committed:</b>        | <b>17,048</b>                   | <b>Delivered:</b> 8,640           |

|                          |                                 |                                   |
|--------------------------|---------------------------------|-----------------------------------|
| <a href="#">LM CT137</a> | <b>IA-MN</b>                    | <a href="#">LM CT109</a>          |
| <b>Neg. Cash Volume:</b> | 9,635                           | <b>Dressed Formula Vol:</b> 2,880 |
| Live Steer Avg:          | \$141.96                        | Steer/Heifer Avg: \$233.99        |
| Live Heifer Avg:         | \$142.08                        | <b>Dressed Neg. Grid Vol:</b> 569 |
| Dressed Steer Avg:       | \$225.22                        | Steer/Heifer Avg: \$228.07        |
| Dressed Heifer Avg:      | \$225.21                        | <b>TOTAL VOLUME:</b> 13,084       |
| <a href="#">LM CT106</a> | <b>TOTAL WK TO DATE VOLUME:</b> | <b>81,941</b>                     |
| <b>Committed:</b>        | <b>13,148</b>                   | <b>Delivered:</b> 7,235           |

Wednesday cash trading in all feeding regions was slow on moderate demand. Compared to last week in the Southern Plains live traded 2.00 lower at 140.00, with a few in Kansas up to 141.00. In Nebraska compared to last week live traded mostly 2.00-4.00 lower at 140.00, with a few up to 142.00, and dressed traded 2.00-3.00 lower from 224.00-225.00. In the Western Cornbelt compared to last week live traded mostly 2.00 lower at 142.00, with a few up to 143.00, and dressed ranged from 224.00-226.00, mostly 2.00 lower at 225.00.

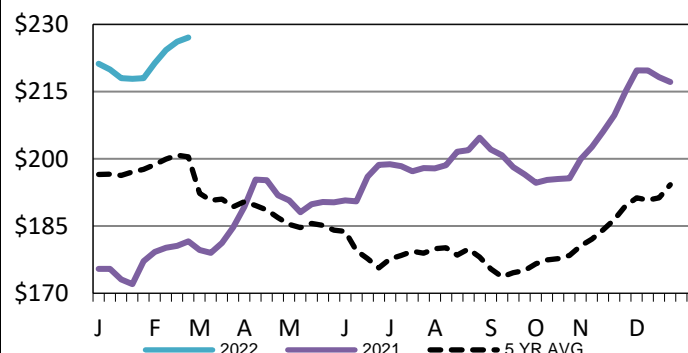
## Kansas Formula Carcass Weights

WE 2-27-22 Weight = 889 lbs



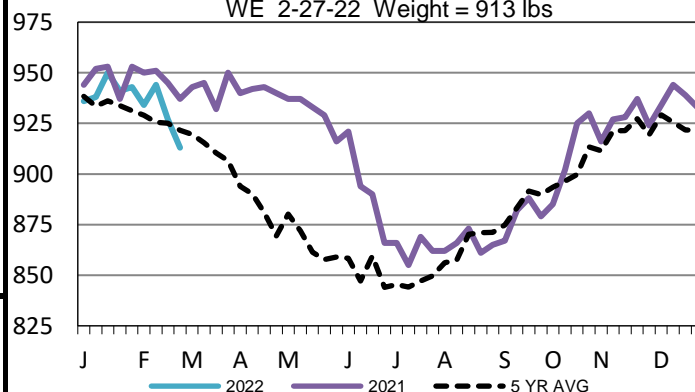
## Iowa-Minnesota Wkly Dress Steer Wtd Avg

WE 2-27-22 Price = \$227.07



## Iowa-Minnesota Formula Carcass Weights

WE 2-27-22 Weight = 913 lbs



## USDA Livestock, Poultry and Grain Market News

St. Joseph, Missouri

Phone: 816-676-7000

[stjoe.lpgmn@ams.usda.gov](mailto:stjoe.lpgmn@ams.usda.gov)