

## Daily Direct Steer and Heifer Slaughter Cattle Summary

For Trade on:

Tuesday, March 01, 2022

<a href="#">LM CT100</a>	<b>5-AREA</b>	<a href="#">LM CT109</a>
<b>Neg. Cash Volume:</b>	1,727	<b>Dressed Formula Vol:</b> 33,285
Live Steer Avg:	N/A	Steer/Heifer Avg: \$230.49
Live Heifer Avg:	N/A	<b>Dressed Neg. Grid Vol:</b> 3,154
Dressed Steer Avg:	\$225.99	Steer/Heifer Avg: \$223.20
Dressed Heifer Avg:	\$225.00	<b>TOTAL VOLUME:</b> 38,166
<a href="#">LM CT106</a>	<b>TOTAL WK TO DATE VOLUME:</b>	<b>48,074</b>
<b>Committed:</b>	<b>54,570</b>	<b>Delivered:</b> 70,408

<a href="#">LM CT118</a>	<b>TX-OK-NM</b>	<a href="#">LM CT109</a>
<b>Neg. Cash Volume:</b>	0	<b>Dressed Formula Vol:</b> 9,547
Live Steer Avg:	N/A	Steer/Heifer Avg: \$228.10
Live Heifer Avg:	N/A	<b>Dressed Neg. Grid Vol:</b> 122
Dressed Steer Avg:	N/A	Steer/Heifer Avg: \$223.58
Dressed Heifer Avg:	N/A	<b>TOTAL VOLUME:</b> 9,669
<a href="#">LM CT106</a>	<b>TOTAL WK TO DATE VOLUME:</b>	<b>33,002</b>
<b>Committed:</b>	<b>8,364</b>	<b>Delivered:</b> 17,262

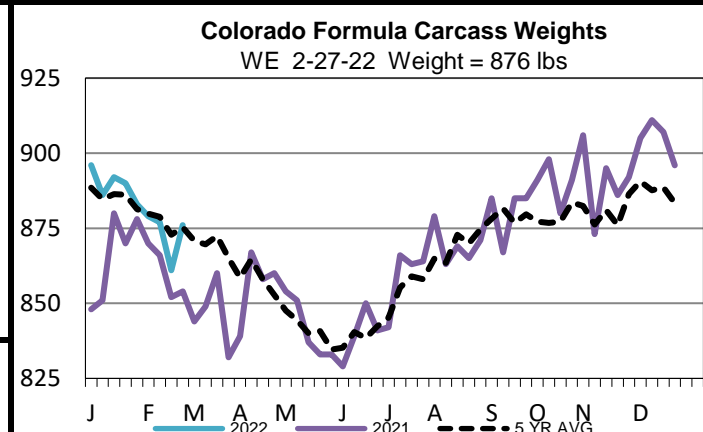
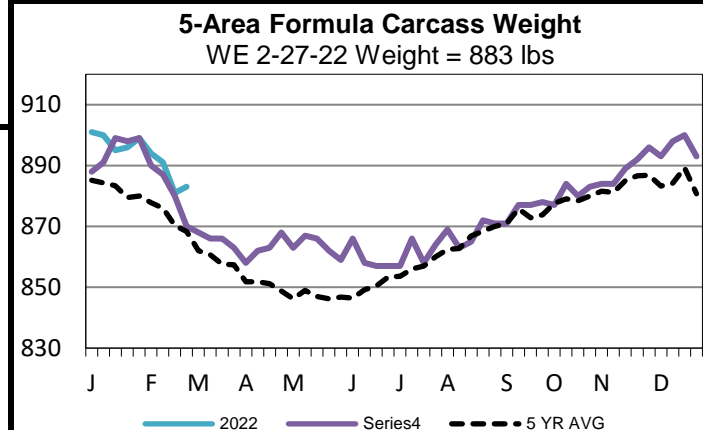
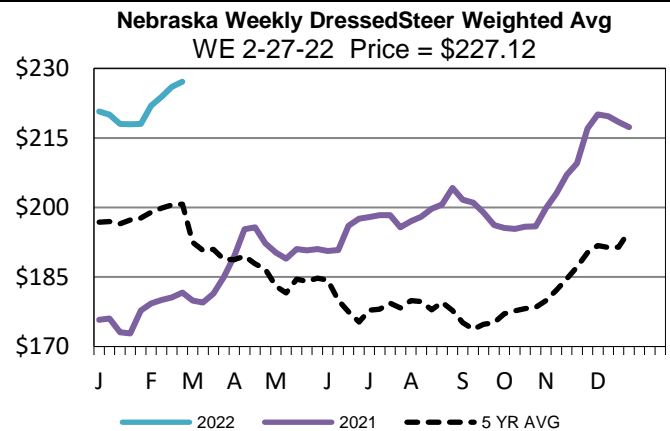
<a href="#">LM CT121</a>	<b>KANSAS</b>	<a href="#">LM CT109</a>
<b>Neg. Cash Volume:</b>	533	<b>Dressed Formula Vol:</b> 10,704
Live Steer Avg:	N/A	Steer/Heifer Avg: \$227.54
Live Heifer Avg:	N/A	<b>Dressed Neg. Grid Vol:</b> 1,351
Dressed Steer Avg:	N/A	Steer/Heifer Avg: \$225.28
Dressed Heifer Avg:	N/A	<b>TOTAL VOLUME:</b> 12,588
<a href="#">LM CT106</a>	<b>TOTAL WK TO DATE VOLUME:</b>	<b>38,557</b>
<b>Committed:</b>	<b>22,554</b>	<b>Delivered:</b> 18,926

<a href="#">LM CT124</a>	<b>NEBRASKA</b>	<a href="#">LM CT109</a>
<b>Neg. Cash Volume:</b>	82	<b>Dressed Formula Vol:</b> 5,971
Live Steer Avg:	N/A	Steer/Heifer Avg: \$232.49
Live Heifer Avg:	N/A	<b>Dressed Neg. Grid Vol:</b> 821
Dressed Steer Avg:	\$224.00	Steer/Heifer Avg: \$220.13
Dressed Heifer Avg:	N/A	<b>TOTAL VOLUME:</b> 6,874
<a href="#">LM CT106</a>	<b>TOTAL WK TO DATE VOLUME:</b>	<b>14,803</b>
<b>Committed:</b>	<b>11,476</b>	<b>Delivered:</b> 16,892

<a href="#">LM CT134</a>	<b>COLORADO</b>	<a href="#">LM CT109</a>
<b>Neg. Cash Volume:</b>	0	<b>Dressed Formula Vol:</b> 5,321
Live Steer Avg:	N/A	Steer/Heifer Avg: \$239.01
Live Heifer Avg:	N/A	<b>Dressed Neg. Grid Vol:</b> 441
Dressed Steer Avg:	N/A	Steer/Heifer Avg: \$222.70
Dressed Heifer Avg:	N/A	<b>TOTAL VOLUME:</b> 5,762
<a href="#">LM CT106</a>	<b>TOTAL WK TO DATE VOLUME:</b>	<b>12,618</b>
<b>Committed:</b>	<b>4,371</b>	<b>Delivered:</b> 7,647

<a href="#">LM CT137</a>	<b>IA-MN</b>	<a href="#">LM CT109</a>
<b>Neg. Cash Volume:</b>	1,112	<b>Dressed Formula Vol:</b> 1,853
Live Steer Avg:	N/A	Steer/Heifer Avg: \$229.49
Live Heifer Avg:	N/A	<b>Dressed Neg. Grid Vol:</b> 419
Dressed Steer Avg:	\$226.16	Steer/Heifer Avg: \$222.91
Dressed Heifer Avg:	\$225.00	<b>TOTAL VOLUME:</b> 3,384
<a href="#">LM CT106</a>	<b>TOTAL WK TO DATE VOLUME:</b>	<b>68,857</b>
<b>Committed:</b>	<b>7,805</b>	<b>Delivered:</b> 9,681

For Tuesday negotiated cash trading was at a standstill in the Texas Panhandle. In Kansas, Nebraska and Western Cornbelt negotiated cash trading was mostly inactive on very light demand. Not enough purchases for a market trend. Last week in the Southern Plains live purchases traded at 142.00. In Nebraska live purchases traded from 142.00-144.00 and dressed purchases traded at 227.00. In the Western Cornbelt live and dressed purchases traded at 144.00 and 227.00, respectively.



## USDA Livestock, Poultry and Grain Market News

St. Joseph, Missouri

Phone: 816-676-7000

[stjoe.lpgmn@ams.usda.gov](mailto:stjoe.lpgmn@ams.usda.gov)