

Daily Direct Steer and Heifer Slaughter Cattle Summary

For Trade on:

Monday, February 28, 2022

LM CT100	5-AREA	LM CT109
Neg. Cash Volume:	478	Dressed Formula Vol: 6,431
Live Steer Avg:	\$141.53	Steer/Heifer Avg: \$226.52
Live Heifer Avg:	N/A	Dressed Neg. Grid Vol: 2,999
Dressed Steer Avg:	N/A	Steer/Heifer Avg: \$225.84
Dressed Heifer Avg:	N/A	TOTAL VOLUME: 9,908
LM CT106	TOTAL WK TO DATE VOLUME:	9,908
Committed:	72,007	Delivered: 94,670

LM CT118	TX-OK-NM	LM CT109
Neg. Cash Volume:	0	Dressed Formula Vol: 23,333
Live Steer Avg:	N/A	Steer/Heifer Avg: \$225.57
Live Heifer Avg:	N/A	Dressed Neg. Grid Vol: 0
Dressed Steer Avg:	N/A	Steer/Heifer Avg: N/A
Dressed Heifer Avg:	N/A	TOTAL VOLUME: 23,333
LM CT106	TOTAL WK TO DATE VOLUME:	23,333
Committed:	26,299	Delivered: 24,268

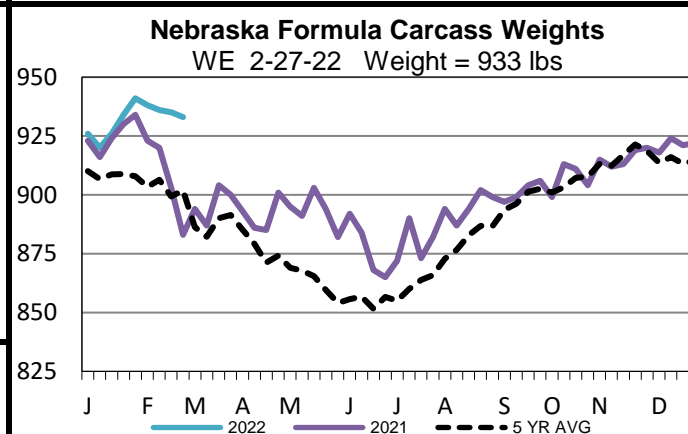
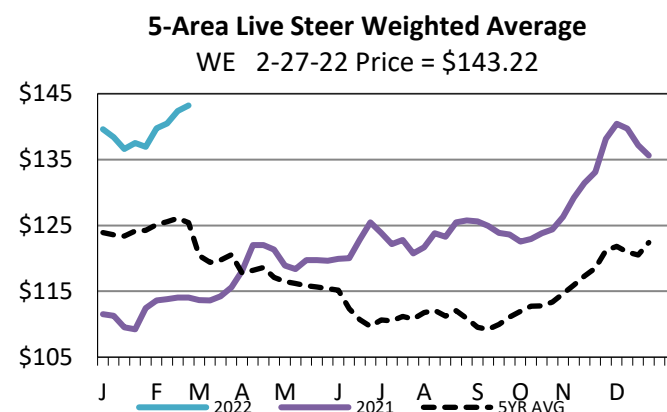
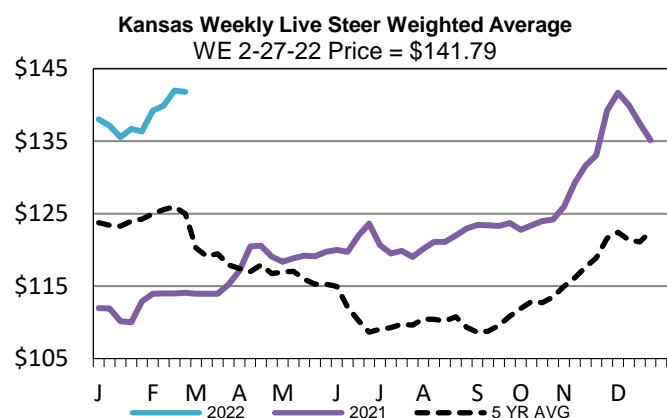
LM CT121	KANSAS	LM CT109
Neg. Cash Volume:	0	Dressed Formula Vol: 24,683
Live Steer Avg:	N/A	Steer/Heifer Avg: \$225.71
Live Heifer Avg:	N/A	Dressed Neg. Grid Vol: 1,286
Dressed Steer Avg:	N/A	Steer/Heifer Avg: \$224.90
Dressed Heifer Avg:	N/A	TOTAL VOLUME: 25,969
LM CT106	TOTAL WK TO DATE VOLUME:	25,969
Committed:	14,207	Delivered: 24,648

LM CT124	NEBRASKA	LM CT109
Neg. Cash Volume:	35	Dressed Formula Vol: 7,233
Live Steer Avg:	N/A	Steer/Heifer Avg: \$228.54
Live Heifer Avg:	N/A	Dressed Neg. Grid Vol: 661
Dressed Steer Avg:	N/A	Steer/Heifer Avg: \$225.09
Dressed Heifer Avg:	N/A	TOTAL VOLUME: 7,929
LM CT106	TOTAL WK TO DATE VOLUME:	7,929
Committed:	12,349	Delivered: 20,814

LM CT134	COLORADO	LM CT109
Neg. Cash Volume:	0	Dressed Formula Vol: 6,374
Live Steer Avg:	N/A	Steer/Heifer Avg: \$229.91
Live Heifer Avg:	N/A	Dressed Neg. Grid Vol: 482
Dressed Steer Avg:	N/A	Steer/Heifer Avg: \$221.31
Dressed Heifer Avg:	N/A	TOTAL VOLUME: 6,856
LM CT106	TOTAL WK TO DATE VOLUME:	6,856
Committed:	7,877	Delivered: 10,127

LM CT137	IA-MN	LM CT109
Neg. Cash Volume:	443	Dressed Formula Vol: 64,310
Live Steer Avg:	\$141.53	Steer/Heifer Avg: \$226.52
Live Heifer Avg:	N/A	Dressed Neg. Grid Vol: 720
Dressed Steer Avg:	N/A	Steer/Heifer Avg: \$232.95
Dressed Heifer Avg:	N/A	TOTAL VOLUME: 65,473
LM CT106	TOTAL WK TO DATE VOLUME:	65,473
Committed:	11,275	Delivered: 14,813

For Monday negotiated cash trading was at a standstill in the Southern Plains. In Nebraska and Western Cornbelt negotiated cash trading has been mostly inactive on very light demand. Not enough purchases for a market trend. Last week in the Southern Plains live purchases traded at 142.00. In Nebraska live purchases traded from 142.00-144.00 and dressed purchases traded at 227.00. In the Western Cornbelt live and dressed purchases traded at 144.00 and 227.00, respectively.



USDA Livestock, Poultry and Grain Market News

St. Joseph, Missouri

Phone: 816-676-7000

stjoe.lpgmn@ams.usda.gov