

## Daily Direct Steer and Heifer Slaughter Cattle Summary

For Trade on:

Friday, February 25, 2022

<a href="#">LM CT100</a>	<b>5-AREA</b>	<a href="#">LM CT109</a>
<b>Neg. Cash Volume:</b>	6,383	<b>Dressed Formula Vol:</b> 42,203
Live Steer Avg:	\$142.00	Steer/Heifer Avg: \$227.32
Live Heifer Avg:	\$142.35	<b>Dressed Neg. Grid Vol:</b> 3,505
Dressed Steer Avg:	\$228.80	Steer/Heifer Avg: \$227.37
Dressed Heifer Avg:	\$227.00	<b>TOTAL VOLUME:</b> 52,091
<a href="#">LM CT106</a>	<b>TOTAL WK TO DATE VOLUME:</b>	<b>263,598</b>
<b>Committed:</b>	<b>51,718</b>	<b>Delivered:</b> 84,071

<a href="#">LM CT118</a>	<b>TX-OK-NM</b>	<a href="#">LM CT109</a>
<b>Neg. Cash Volume:</b>	1,406	<b>Dressed Formula Vol:</b> 13,766
Live Steer Avg:	\$142.00	Steer/Heifer Avg: \$225.73
Live Heifer Avg:	\$142.00	<b>Dressed Neg. Grid Vol:</b> 0
Dressed Steer Avg:	N/A	Steer/Heifer Avg: N/A
Dressed Heifer Avg:	N/A	<b>TOTAL VOLUME:</b> 15,172
<a href="#">LM CT106</a>	<b>TOTAL WK TO DATE VOLUME:</b>	<b>65,603</b>
<b>Committed:</b>	<b>5,143</b>	<b>Delivered:</b> 21,926

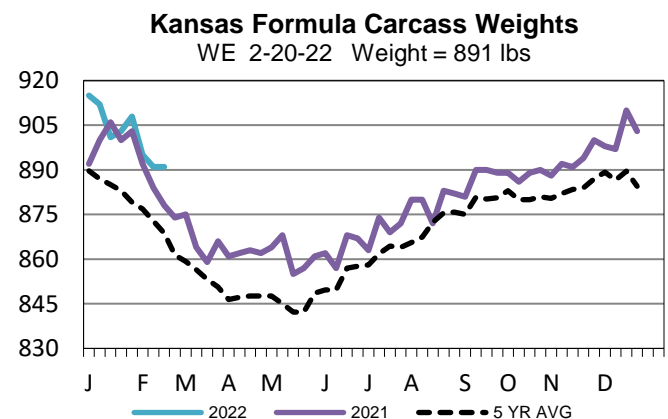
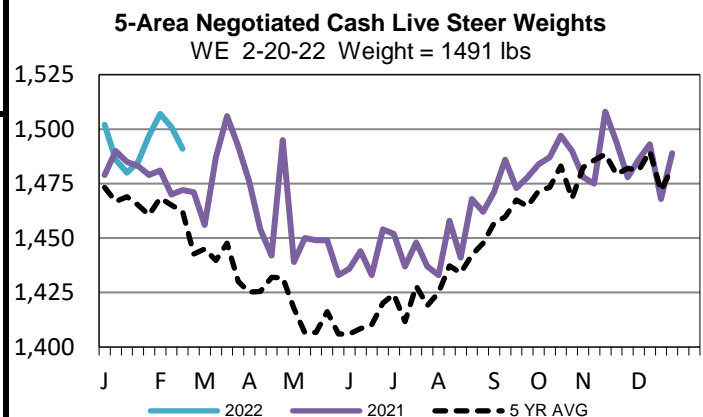
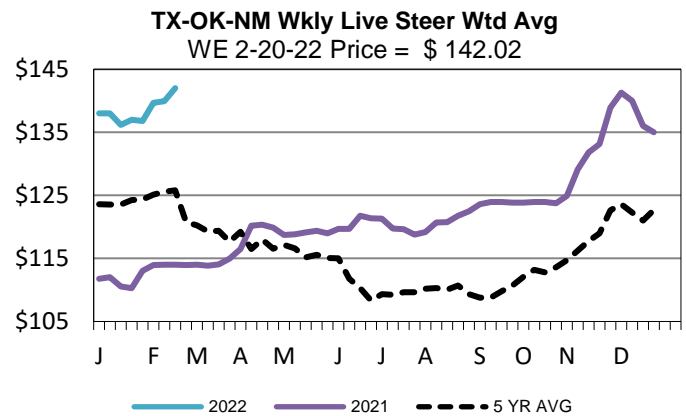
<a href="#">LM CT121</a>	<b>KANSAS</b>	<a href="#">LM CT109</a>
<b>Neg. Cash Volume:</b>	2,665	<b>Dressed Formula Vol:</b> 13,627
Live Steer Avg:	\$142.00	Steer/Heifer Avg: \$225.99
Live Heifer Avg:	\$141.92	<b>Dressed Neg. Grid Vol:</b> 1,806
Dressed Steer Avg:	N/A	Steer/Heifer Avg: \$225.84
Dressed Heifer Avg:	N/A	<b>TOTAL VOLUME:</b> 18,098
<a href="#">LM CT106</a>	<b>TOTAL WK TO DATE VOLUME:</b>	<b>78,666</b>
<b>Committed:</b>	<b>16,366</b>	<b>Delivered:</b> 23,673

<a href="#">LM CT124</a>	<b>NEBRASKA</b>	<a href="#">LM CT109</a>
<b>Neg. Cash Volume:</b>	847	<b>Dressed Formula Vol:</b> 5,746
Live Steer Avg:	\$142.00	Steer/Heifer Avg: \$231.79
Live Heifer Avg:	\$143.00	<b>Dressed Neg. Grid Vol:</b> 548
Dressed Steer Avg:	\$229.00	Steer/Heifer Avg: \$226.87
Dressed Heifer Avg:	N/A	<b>TOTAL VOLUME:</b> 7,141
<a href="#">LM CT106</a>	<b>TOTAL WK TO DATE VOLUME:</b>	<b>55,836</b>
<b>Committed:</b>	<b>13,320</b>	<b>Delivered:</b> 15,915

<a href="#">LM CT134</a>	<b>COLORADO</b>	<a href="#">LM CT109</a>
<b>Neg. Cash Volume:</b>	0	<b>Dressed Formula Vol:</b> 6,276
Live Steer Avg:	N/A	Steer/Heifer Avg: \$228.99
Live Heifer Avg:	N/A	<b>Dressed Neg. Grid Vol:</b> 0
Dressed Steer Avg:	N/A	Steer/Heifer Avg: N/A
Dressed Heifer Avg:	N/A	<b>TOTAL VOLUME:</b> 6,276
<a href="#">LM CT106</a>	<b>TOTAL WK TO DATE VOLUME:</b>	<b>26,327</b>
<b>Committed:</b>	<b>10,015</b>	<b>Delivered:</b> 7,677

<a href="#">LM CT137</a>	<b>IA-MN</b>	<a href="#">LM CT109</a>
<b>Neg. Cash Volume:</b>	1,465	<b>Dressed Formula Vol:</b> 2,837
Live Steer Avg:	N/A	Steer/Heifer Avg: \$228.75
Live Heifer Avg:	\$143.60	<b>Dressed Neg. Grid Vol:</b> 1,311
Dressed Steer Avg:	\$228.67	Steer/Heifer Avg: \$228.79
Dressed Heifer Avg:	\$227.00	<b>TOTAL VOLUME:</b> 5,613
<a href="#">LM CT106</a>	<b>TOTAL WK TO DATE VOLUME:</b>	<b>38,350</b>
<b>Committed:</b>	<b>6,874</b>	<b>Delivered:</b> 14,880

For Friday cash trading was limited with light demand in the Southern Plains and Western Cornbelt. In the Texas Panhandle a few live traded steady at 142.00, when compared to the last reported market on Thursday. In Kansas a few live traded steady to 1.00 higher at 142.00, when compared to Thursday. In the Western Cornbelt not enough purchases for a market trend. Thursday live ranged from 144.00-145.00 and on Wednesday dressed traded from 226.00-227.00. For Friday in Nebraska cash trading was mostly inactive on light demand. Not enough purchases for a market trend. On Wednesday live and dressed were at 144.00 and 227.00, respectively.



## USDA Livestock, Poultry and Grain Market News

St. Joseph, Missouri

Phone: 816-676-7000

[stjoe.lpgmn@ams.usda.gov](mailto:stjoe.lpgmn@ams.usda.gov)