

## Daily Direct Steer and Heifer Slaughter Cattle Summary

For Trade on:

Wednesday, February 23, 2022

<a href="#">LM CT100</a>	<b>5-AREA</b>	<a href="#">LM CT109</a>
<b>Neg. Cash Volume:</b>	22,128	<b>Dressed Formula Vol:</b> 33,883
Live Steer Avg:	\$144.03	Steer/Heifer Avg: \$229.80
Live Heifer Avg:	\$143.50	<b>Dressed Neg. Grid Vol:</b> 1,867
Dressed Steer Avg:	\$227.04	Steer/Heifer Avg: \$221.00
Dressed Heifer Avg:	\$226.81	<b>TOTAL VOLUME:</b> 57,878
<a href="#">LM CT106</a>	<b>TOTAL WK TO DATE VOLUME:</b>	<b>156,104</b>
<b>Committed:</b>	<b>93,928</b>	<b>Delivered:</b> 70,018

<a href="#">LM CT118</a>	<b>TX-OK-NM</b>	<a href="#">LM CT109</a>
<b>Neg. Cash Volume:</b>	0	<b>Dressed Formula Vol:</b> 7,410
Live Steer Avg:	N/A	Steer/Heifer Avg: \$226.38
Live Heifer Avg:	N/A	<b>Dressed Neg. Grid Vol:</b> 0
Dressed Steer Avg:	N/A	Steer/Heifer Avg: N/A
Dressed Heifer Avg:	N/A	<b>TOTAL VOLUME:</b> 7,410
<a href="#">LM CT106</a>	<b>TOTAL WK TO DATE VOLUME:</b>	<b>36,820</b>
<b>Committed:</b>	<b>18,033</b>	<b>Delivered:</b> 17,882

<a href="#">LM CT121</a>	<b>KANSAS</b>	<a href="#">LM CT109</a>
<b>Neg. Cash Volume:</b>	1,174	<b>Dressed Formula Vol:</b> 8,167
Live Steer Avg:	\$142.00	Steer/Heifer Avg: \$226.29
Live Heifer Avg:	\$142.00	<b>Dressed Neg. Grid Vol:</b> 706
Dressed Steer Avg:	\$228.07	Steer/Heifer Avg: \$214.58
Dressed Heifer Avg:	N/A	<b>TOTAL VOLUME:</b> 10,047
<a href="#">LM CT106</a>	<b>TOTAL WK TO DATE VOLUME:</b>	<b>46,868</b>
<b>Committed:</b>	<b>18,409</b>	<b>Delivered:</b> 21,406

<a href="#">LM CT124</a>	<b>NEBRASKA</b>	<a href="#">LM CT109</a>
<b>Neg. Cash Volume:</b>	9,757	<b>Dressed Formula Vol:</b> 10,592
Live Steer Avg:	\$143.97	Steer/Heifer Avg: \$230.59
Live Heifer Avg:	\$143.03	<b>Dressed Neg. Grid Vol:</b> 405
Dressed Steer Avg:	\$227.17	Steer/Heifer Avg: \$225.32
Dressed Heifer Avg:	\$226.90	<b>TOTAL VOLUME:</b> 20,754
<a href="#">LM CT106</a>	<b>TOTAL WK TO DATE VOLUME:</b>	<b>37,393</b>
<b>Committed:</b>	<b>27,547</b>	<b>Delivered:</b> 16,414

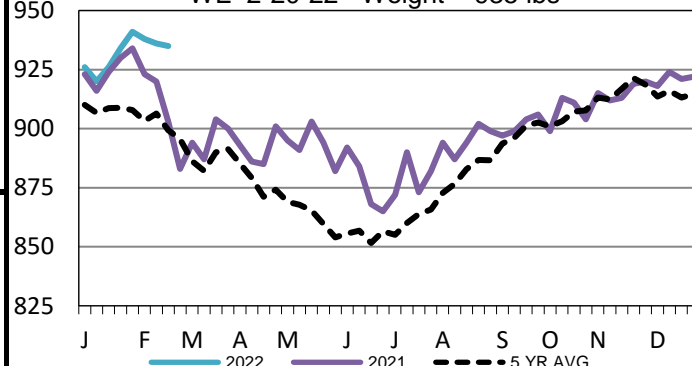
<a href="#">LM CT134</a>	<b>COLORADO</b>	<a href="#">LM CT109</a>
<b>Neg. Cash Volume:</b>	0	<b>Dressed Formula Vol:</b> 5,064
Live Steer Avg:	N/A	Steer/Heifer Avg: \$238.15
Live Heifer Avg:	N/A	<b>Dressed Neg. Grid Vol:</b> 83
Dressed Steer Avg:	N/A	Steer/Heifer Avg: \$221.56
Dressed Heifer Avg:	N/A	<b>TOTAL VOLUME:</b> 5,147
<a href="#">LM CT106</a>	<b>TOTAL WK TO DATE VOLUME:</b>	<b>16,426</b>
<b>Committed:</b>	<b>11,172</b>	<b>Delivered:</b> 7,067

<a href="#">LM CT137</a>	<b>IA-MN</b>	<a href="#">LM CT109</a>
<b>Neg. Cash Volume:</b>	11,197	<b>Dressed Formula Vol:</b> 2,770
Live Steer Avg:	\$144.22	Steer/Heifer Avg: \$232.27
Live Heifer Avg:	\$143.89	<b>Dressed Neg. Grid Vol:</b> 778
Dressed Steer Avg:	\$226.78	Steer/Heifer Avg: \$225.64
Dressed Heifer Avg:	\$226.69	<b>TOTAL VOLUME:</b> 14,745
<a href="#">LM CT106</a>	<b>TOTAL WK TO DATE VOLUME:</b>	<b>19,309</b>
<b>Committed:</b>	<b>18,767</b>	<b>Delivered:</b> 7,249

Wednesday in Nebraska and Western Cornbelt cash trading was slow to moderate on moderate demand. In Nebraska, compared to last week, live traded 2.00 higher at 144.00 and dressed traded mostly 1.00 higher at 227.00. In the Western Cornbelt, compared to the prior week, live traded mostly steady to 2.00 higher at 144.00 and dressed traded steady to 1.00 higher from 226.00-227.00. In Kansas cash trading was limited on light demand. In Texas cash trading was at a standstill. Last week in the Southern Plains live purchases traded at 142.00.

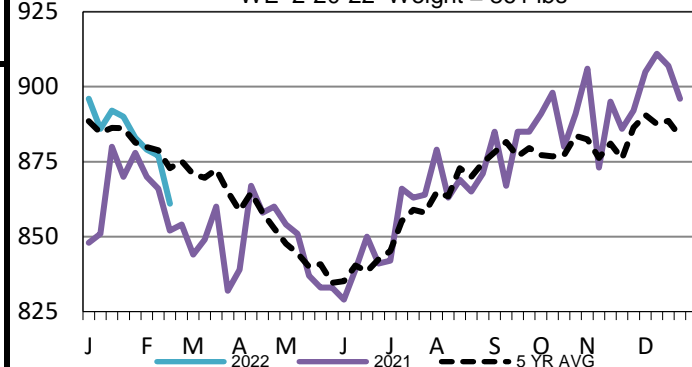
## Nebraska Formula Carcass Weights

WE 2-20-22 Weight = 935 lbs



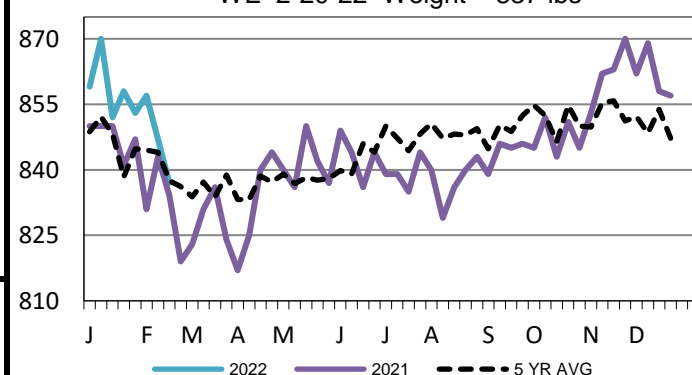
## Colorado Formula Carcass Weights

WE 2-20-22 Weight = 861 lbs



## TX-OK-NM Formula Carcass Weights

WE 2-20-22 Weight = 837 lbs



## USDA Livestock, Poultry and Grain Market News

St. Joseph, Missouri

Phone: 816-676-7000

[stjoe.lpgmn@ams.usda.gov](mailto:stjoe.lpgmn@ams.usda.gov)