

## Daily Direct Steer and Heifer Slaughter Cattle Summary

For Trade on:

Tuesday, February 22, 2022

<a href="#">LM CT100</a>	<b>5-AREA</b>	<a href="#">LM CT109</a>
<b>Neg. Cash Volume:</b>	4,797	<b>Dressed Formula Vol:</b> 48,128
Live Steer Avg:	\$143.56	Steer/Heifer Avg: \$226.41
Live Heifer Avg:	\$143.14	<b>Dressed Neg. Grid Vol:</b> 1,554
Dressed Steer Avg:	\$227.00	Steer/Heifer Avg: \$222.03
Dressed Heifer Avg:	\$227.00	<b>TOTAL VOLUME:</b> 54,479
<a href="#">LM CT106</a>	<b>TOTAL WK TO DATE VOLUME:</b>	<b>98,226</b>
<b>Committed:</b>	<b>80,835</b>	<b>Delivered:</b> 71,739

<a href="#">LM CT118</a>	<b>TX-OK-NM</b>	<a href="#">LM CT109</a>
<b>Neg. Cash Volume:</b>	0	<b>Dressed Formula Vol:</b> 18,848
Live Steer Avg:	N/A	Steer/Heifer Avg: \$222.75
Live Heifer Avg:	N/A	<b>Dressed Neg. Grid Vol:</b> 0
Dressed Steer Avg:	N/A	Steer/Heifer Avg: N/A
Dressed Heifer Avg:	N/A	<b>TOTAL VOLUME:</b> 18,848
<a href="#">LM CT106</a>	<b>TOTAL WK TO DATE VOLUME:</b>	<b>29,410</b>
<b>Committed:</b>	<b>32,214</b>	<b>Delivered:</b> 13,713

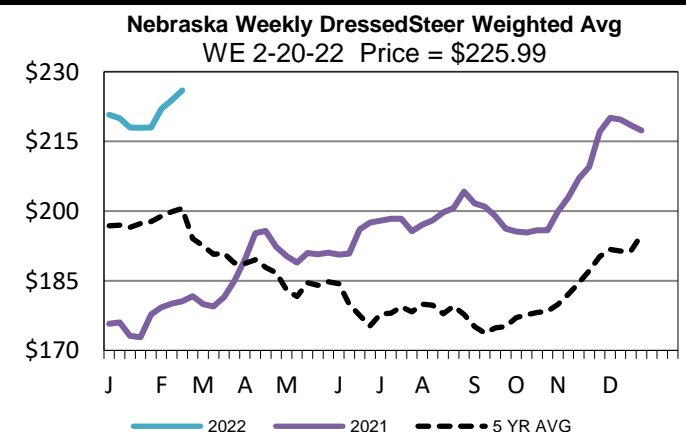
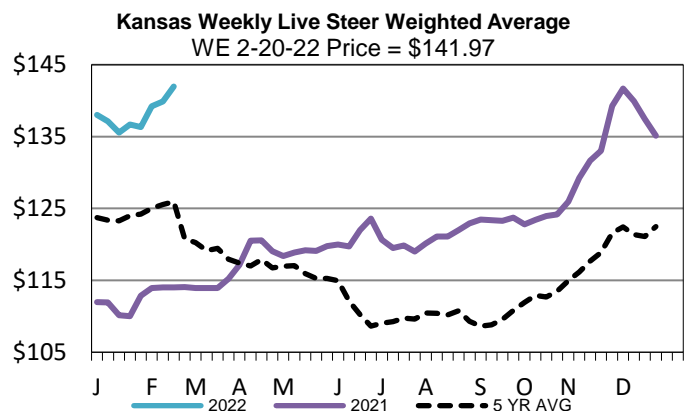
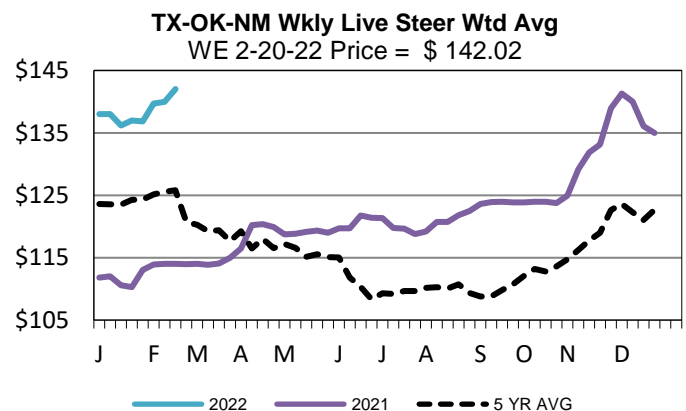
<a href="#">LM CT121</a>	<b>KANSAS</b>	<a href="#">LM CT109</a>
<b>Neg. Cash Volume:</b>	475	<b>Dressed Formula Vol:</b> 14,972
Live Steer Avg:	\$142.00	Steer/Heifer Avg: \$224.36
Live Heifer Avg:	N/A	<b>Dressed Neg. Grid Vol:</b> 249
Dressed Steer Avg:	N/A	Steer/Heifer Avg: \$216.82
Dressed Heifer Avg:	N/A	<b>TOTAL VOLUME:</b> 15,696
<a href="#">LM CT106</a>	<b>TOTAL WK TO DATE VOLUME:</b>	<b>36,821</b>
<b>Committed:</b>	<b>16,688</b>	<b>Delivered:</b> 18,264

<a href="#">LM CT124</a>	<b>NEBRASKA</b>	<a href="#">LM CT109</a>
<b>Neg. Cash Volume:</b>	3,320	<b>Dressed Formula Vol:</b> 6,389
Live Steer Avg:	\$144.00	Steer/Heifer Avg: \$236.44
Live Heifer Avg:	\$144.00	<b>Dressed Neg. Grid Vol:</b> 732
Dressed Steer Avg:	N/A	Steer/Heifer Avg: \$222.72
Dressed Heifer Avg:	N/A	<b>TOTAL VOLUME:</b> 10,441
<a href="#">LM CT106</a>	<b>TOTAL WK TO DATE VOLUME:</b>	<b>16,639</b>
<b>Committed:</b>	<b>15,959</b>	<b>Delivered:</b> 20,975

<a href="#">LM CT134</a>	<b>COLORADO</b>	<a href="#">LM CT109</a>
<b>Neg. Cash Volume:</b>	0	<b>Dressed Formula Vol:</b> 7,302
Live Steer Avg:	N/A	Steer/Heifer Avg: \$229.65
Live Heifer Avg:	N/A	<b>Dressed Neg. Grid Vol:</b> 67
Dressed Steer Avg:	N/A	Steer/Heifer Avg: \$225.82
Dressed Heifer Avg:	N/A	<b>TOTAL VOLUME:</b> 7,369
<a href="#">LM CT106</a>	<b>TOTAL WK TO DATE VOLUME:</b>	<b>11,279</b>
<b>Committed:</b>	<b>6,998</b>	<b>Delivered:</b> 9,313

<a href="#">LM CT137</a>	<b>IA-MN</b>	<a href="#">LM CT109</a>
<b>Neg. Cash Volume:</b>	1,002	<b>Dressed Formula Vol:</b> 731
Live Steer Avg:	\$142.77	Steer/Heifer Avg: \$242.84
Live Heifer Avg:	\$142.00	<b>Dressed Neg. Grid Vol:</b> 506
Dressed Steer Avg:	\$227.00	Steer/Heifer Avg: \$223.11
Dressed Heifer Avg:	\$227.00	<b>TOTAL VOLUME:</b> 2,239
<a href="#">LM CT106</a>	<b>TOTAL WK TO DATE VOLUME:</b>	<b>4,564</b>
<b>Committed:</b>	<b>8,976</b>	<b>Delivered:</b> 9,474

Tuesday cash trading was at a standstill in the Texas Panhandle. In Nebraska and Western Cornbelt cash trading was limited on light demand. In Nebraska a few live traded at 144.00. In Kansas cash trading was mostly inactive with very light demand. Not enough purchases in any region for a market trend. Last week in the Southern Plains and Nebraska live traded at 142.00 and dressed, in Nebraska, traded at 226.00. For the prior week in the Western Cornbelt live and dressed traded from 142.00-144.00 and at 226.00, respectively.



## USDA Livestock, Poultry and Grain Market News

St. Joseph, Missouri

Phone: 816-676-7000

[stjoe.lpgmn@ams.usda.gov](mailto:stjoe.lpgmn@ams.usda.gov)