

## Daily Direct Steer and Heifer Slaughter Cattle Summary

For Trade on:

Monday, February 21, 2022

<a href="#">LM CT100</a>	<b>5-AREA</b>	<a href="#">LM CT109</a>
<b>Neg. Cash Volume:</b>	160	<b>Dressed Formula Vol:</b> 41,631
Live Steer Avg:	\$145.00	Steer/Heifer Avg: \$223.62
Live Heifer Avg:	N/A	<b>Dressed Neg. Grid Vol:</b> 1,956
Dressed Steer Avg:	N/A	Steer/Heifer Avg: \$221.52
Dressed Heifer Avg:	N/A	<b>TOTAL VOLUME:</b> 43,747
<a href="#">LM CT106</a>	<b>TOTAL WK TO DATE VOLUME:</b>	43,747
<b>Committed:</b>	54,287	<b>Delivered:</b> 67,712

<a href="#">LM CT118</a>	<b>TX-OK-NM</b>	<a href="#">LM CT109</a>
<b>Neg. Cash Volume:</b>	0	<b>Dressed Formula Vol:</b> 10,441
Live Steer Avg:	N/A	Steer/Heifer Avg: \$223.05
Live Heifer Avg:	N/A	<b>Dressed Neg. Grid Vol:</b> 121
Dressed Steer Avg:	N/A	Steer/Heifer Avg: \$220.05
Dressed Heifer Avg:	N/A	<b>TOTAL VOLUME:</b> 10,562
<a href="#">LM CT106</a>	<b>TOTAL WK TO DATE VOLUME:</b>	10,562
<b>Committed:</b>	17,259	<b>Delivered:</b> 19,920

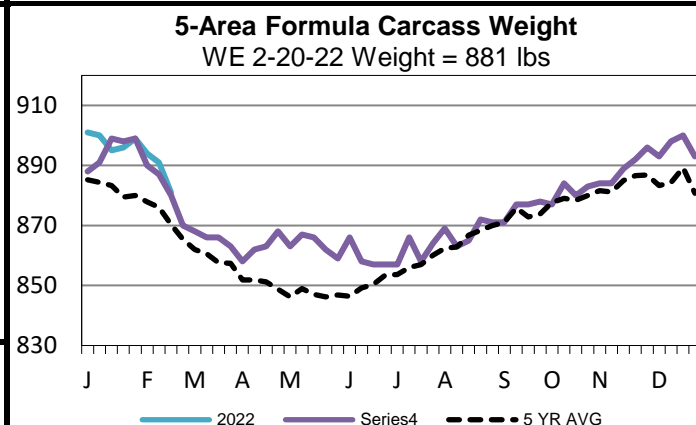
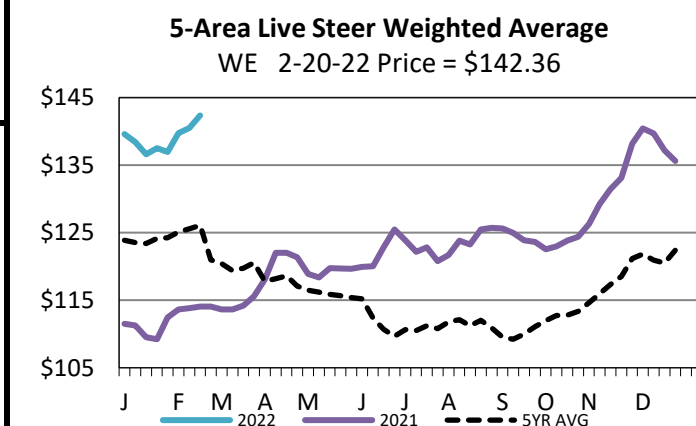
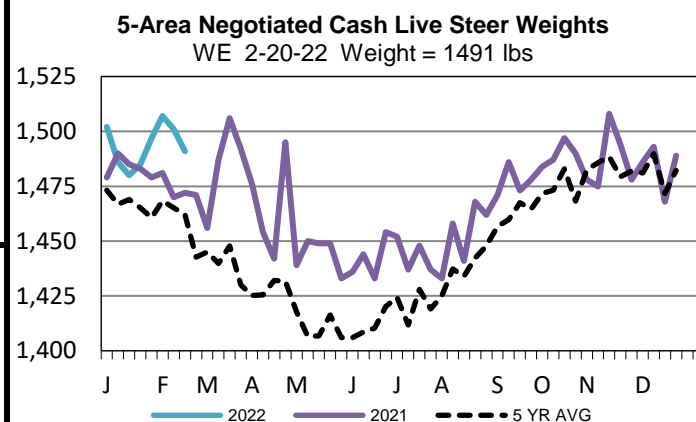
<a href="#">LM CT121</a>	<b>KANSAS</b>	<a href="#">LM CT109</a>
<b>Neg. Cash Volume:</b>	0	<b>Dressed Formula Vol:</b> 20,095
Live Steer Avg:	N/A	Steer/Heifer Avg: \$222.37
Live Heifer Avg:	N/A	<b>Dressed Neg. Grid Vol:</b> 1,030
Dressed Steer Avg:	N/A	Steer/Heifer Avg: \$221.51
Dressed Heifer Avg:	N/A	<b>TOTAL VOLUME:</b> 21,125
<a href="#">LM CT106</a>	<b>TOTAL WK TO DATE VOLUME:</b>	21,125
<b>Committed:</b>	10,962	<b>Delivered:</b> 15,750

<a href="#">LM CT124</a>	<b>NEBRASKA</b>	<a href="#">LM CT109</a>
<b>Neg. Cash Volume:</b>	0	<b>Dressed Formula Vol:</b> 5,864
Live Steer Avg:	N/A	Steer/Heifer Avg: \$225.82
Live Heifer Avg:	N/A	<b>Dressed Neg. Grid Vol:</b> 334
Dressed Steer Avg:	N/A	Steer/Heifer Avg: \$219.69
Dressed Heifer Avg:	N/A	<b>TOTAL VOLUME:</b> 6,198
<a href="#">LM CT106</a>	<b>TOTAL WK TO DATE VOLUME:</b>	6,198
<b>Committed:</b>	12,495	<b>Delivered:</b> 15,793

<a href="#">LM CT134</a>	<b>COLORADO</b>	<a href="#">LM CT109</a>
<b>Neg. Cash Volume:</b>	0	<b>Dressed Formula Vol:</b> 3,868
Live Steer Avg:	N/A	Steer/Heifer Avg: \$227.07
Live Heifer Avg:	N/A	<b>Dressed Neg. Grid Vol:</b> 42
Dressed Steer Avg:	N/A	Steer/Heifer Avg: \$224.81
Dressed Heifer Avg:	N/A	<b>TOTAL VOLUME:</b> 3,910
<a href="#">LM CT106</a>	<b>TOTAL WK TO DATE VOLUME:</b>	3,910
<b>Committed:</b>	4,115	<b>Delivered:</b> 8,234

<a href="#">LM CT137</a>	<b>IA-MN</b>	<a href="#">LM CT109</a>
<b>Neg. Cash Volume:</b>	160	<b>Dressed Formula Vol:</b> 1,474
Live Steer Avg:	\$145.00	Steer/Heifer Avg: \$227.74
Live Heifer Avg:	N/A	<b>Dressed Neg. Grid Vol:</b> 691
Dressed Steer Avg:	N/A	Steer/Heifer Avg: \$225.45
Dressed Heifer Avg:	N/A	<b>TOTAL VOLUME:</b> 2,325
<a href="#">LM CT106</a>	<b>TOTAL WK TO DATE VOLUME:</b>	2,325
<b>Committed:</b>	9,456	<b>Delivered:</b> 8,015

For Monday negotiated cash trading was at a standstill in the Southern Plains and Nebraska. In the Western Cornbelt negotiated cash trading was mostly inactive with very light demand. Not enough purchases for a market trend. Last week in the Southern Plains and Nebraska live purchases traded at 142.00 and dressed purchases, in Nebraska, traded at 226.00. For the prior week in the Western Cornbelt live and dressed purchases traded from 142.00-144.00 and at 226.00, respectively.



## USDA Livestock, Poultry and Grain Market News

St. Joseph, Missouri

Phone: 816-676-7000

[stjoe.lpgmn@ams.usda.gov](mailto:stjoe.lpgmn@ams.usda.gov)