

Daily Direct Steer and Heifer Slaughter Cattle Summary

For Trade on:

Wednesday, February 16, 2022

LM CT100	5-AREA	LM CT109
Neg. Cash Volume:	58,473	Dressed Formula Vol: 34,980
Live Steer Avg:	\$142.16	Steer/Heifer Avg: \$227.22
Live Heifer Avg:	\$142.10	Dressed Neg. Grid Vol: 2,577
Dressed Steer Avg:	\$226.03	Steer/Heifer Avg: \$226.22
Dressed Heifer Avg:	\$226.10	TOTAL VOLUME: 96,030
LM CT106	TOTAL WK TO DATE VOLUME:	200,943
Committed:	131,957	Delivered: 70,257

LM CT118	TX-OK-NM	LM CT109
Neg. Cash Volume:	7,097	Dressed Formula Vol: 9,541
Live Steer Avg:	\$142.03	Steer/Heifer Avg: \$225.50
Live Heifer Avg:	\$142.00	Dressed Neg. Grid Vol: 0
Dressed Steer Avg:	N/A	Steer/Heifer Avg: N/A
Dressed Heifer Avg:	N/A	TOTAL VOLUME: 16,638
LM CT106	TOTAL WK TO DATE VOLUME:	48,791
Committed:	33,113	Delivered: 18,160

LM CT121	KANSAS	LM CT109
Neg. Cash Volume:	17,688	Dressed Formula Vol: 6,919
Live Steer Avg:	\$141.97	Steer/Heifer Avg: \$223.12
Live Heifer Avg:	\$141.90	Dressed Neg. Grid Vol: 325
Dressed Steer Avg:	\$224.96	Steer/Heifer Avg: \$218.70
Dressed Heifer Avg:	N/A	TOTAL VOLUME: 24,932
LM CT106	TOTAL WK TO DATE VOLUME:	61,651
Committed:	38,048	Delivered: 16,580

LM CT124	NEBRASKA	LM CT109
Neg. Cash Volume:	20,391	Dressed Formula Vol: 11,368
Live Steer Avg:	\$142.37	Steer/Heifer Avg: \$227.27
Live Heifer Avg:	\$142.09	Dressed Neg. Grid Vol: 760
Dressed Steer Avg:	\$225.99	Steer/Heifer Avg: \$223.44
Dressed Heifer Avg:	\$226.21	TOTAL VOLUME: 32,519
LM CT106	TOTAL WK TO DATE VOLUME:	49,685
Committed:	38,373	Delivered: 15,679

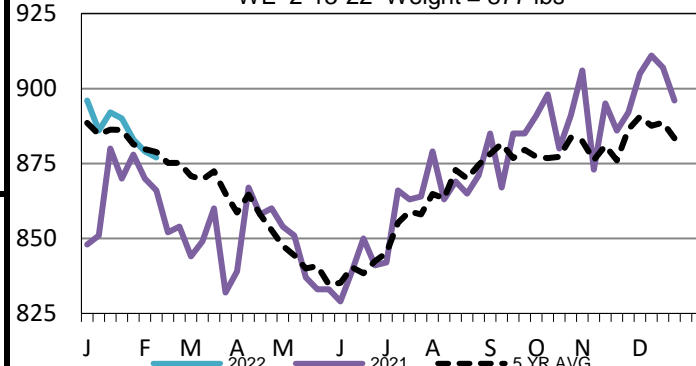
LM CT134	COLORADO	LM CT109
Neg. Cash Volume:	0	Dressed Formula Vol: 4,849
Live Steer Avg:	N/A	Steer/Heifer Avg: \$237.10
Live Heifer Avg:	N/A	Dressed Neg. Grid Vol: 258
Dressed Steer Avg:	N/A	Steer/Heifer Avg: \$219.89
Dressed Heifer Avg:	N/A	TOTAL VOLUME: 5,107
LM CT106	TOTAL WK TO DATE VOLUME:	18,301
Committed:	5,775	Delivered: 10,174

LM CT137	IA-MN	LM CT109
Neg. Cash Volume:	13,297	Dressed Formula Vol: 2,502
Live Steer Avg:	\$142.40	Steer/Heifer Avg: \$226.85
Live Heifer Avg:	\$142.72	Dressed Neg. Grid Vol: 1,234
Dressed Steer Avg:	\$226.16	Steer/Heifer Avg: \$231.23
Dressed Heifer Avg:	\$225.85	TOTAL VOLUME: 17,033
LM CT106	TOTAL WK TO DATE VOLUME:	23,424
Committed:	16,648	Delivered: 9,664

Wednesday in the Southern Plains cash trading was moderate to active with good demand. Compared to last week live purchases traded 2.00 higher at 142.00. In Nebraska and Western Cornbelt cash trading was moderate with good demand. In Nebraska compared to last week live purchases ranged from 142.00-143.00, mostly 2.00 higher at 142.00, and dressed purchases traded 2.00 higher at 226.00. In the Western Cornbelt compared to last week live purchases traded 1.00-2.00 higher from 142.00-143.00 and dressed purchases traded 2.00 higher at 226.00.

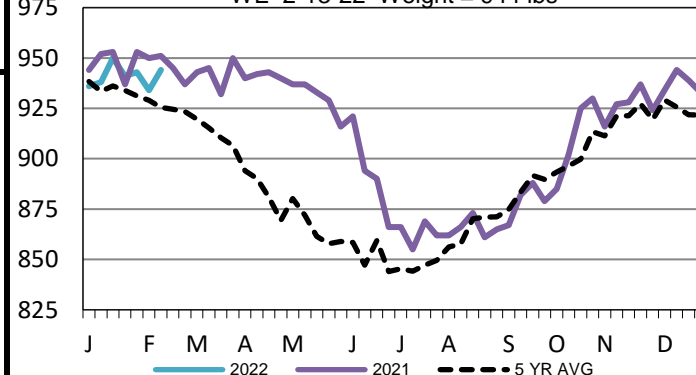
Colorado Formula Carcass Weights

WE 2-13-22 Weight = 877 lbs



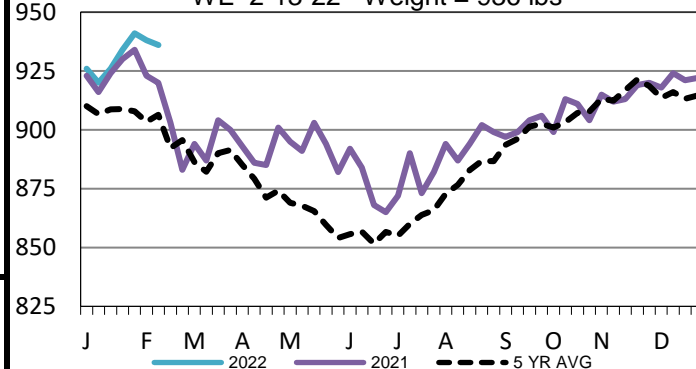
Iowa-Minnesota Formula Carcass Weights

WE 2-13-22 Weight = 944 lbs



Nebraska Formula Carcass Weights

WE 2-13-22 Weight = 936 lbs



USDA Livestock, Poultry and Grain Market News

St. Joseph, Missouri

Phone: 816-676-7000

stjoe.lpgmn@ams.usda.gov