

Daily Direct Steer and Heifer Slaughter Cattle Summary

For Trade on:

Tuesday, February 15, 2022

| | | |
|--------------------------|---------------------------------|-------------------------------------|
| LM CT100 | 5-AREA | LM CT109 |
| Neg. Cash Volume: | 478 | Dressed Formula Vol: 36,958 |
| Live Steer Avg: | \$142.00 | Steer/Heifer Avg: \$225.04 |
| Live Heifer Avg: | N/A | Dressed Neg. Grid Vol: 4,770 |
| Dressed Steer Avg: | N/A | Steer/Heifer Avg: \$221.52 |
| Dressed Heifer Avg: | N/A | TOTAL VOLUME: 42,206 |
| LM CT106 | TOTAL WK TO DATE VOLUME: | 104,913 |
| Committed: | 56,257 | Delivered: 70,658 |

| | | |
|--------------------------|---------------------------------|------------------------------------|
| LM CT118 | TX-OK-NM | LM CT109 |
| Neg. Cash Volume: | 0 | Dressed Formula Vol: 11,326 |
| Live Steer Avg: | N/A | Steer/Heifer Avg: \$223.50 |
| Live Heifer Avg: | N/A | Dressed Neg. Grid Vol: 0 |
| Dressed Steer Avg: | N/A | Steer/Heifer Avg: N/A |
| Dressed Heifer Avg: | N/A | TOTAL VOLUME: 11,326 |
| LM CT106 | TOTAL WK TO DATE VOLUME: | 32,153 |
| Committed: | 8,362 | Delivered: 15,754 |

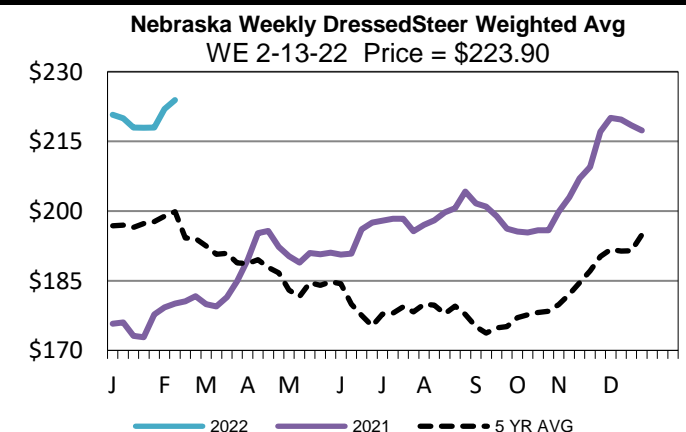
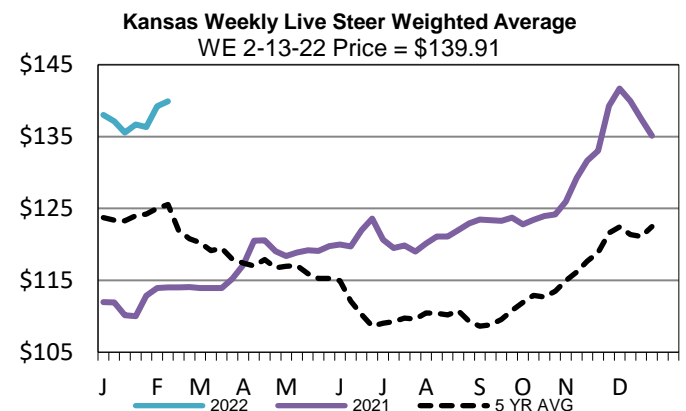
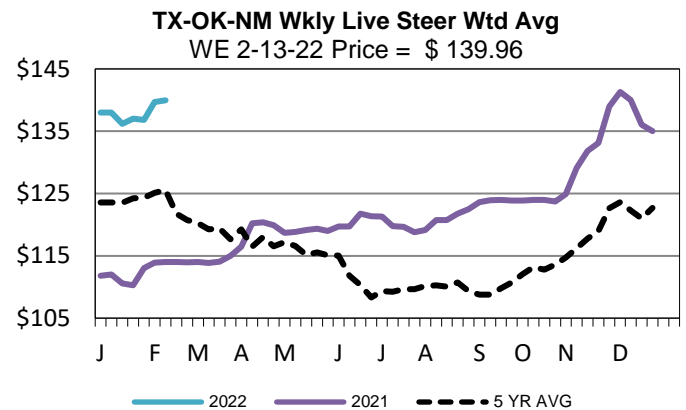
| | | |
|--------------------------|---------------------------------|------------------------------------|
| LM CT121 | KANSAS | LM CT109 |
| Neg. Cash Volume: | 0 | Dressed Formula Vol: 14,494 |
| Live Steer Avg: | N/A | Steer/Heifer Avg: \$223.16 |
| Live Heifer Avg: | N/A | Dressed Neg. Grid Vol: 813 |
| Dressed Steer Avg: | N/A | Steer/Heifer Avg: \$219.91 |
| Dressed Heifer Avg: | N/A | TOTAL VOLUME: 15,307 |
| LM CT106 | TOTAL WK TO DATE VOLUME: | 36,719 |
| Committed: | 16,280 | Delivered: 21,326 |

| | | |
|--------------------------|---------------------------------|-------------------------------------|
| LM CT124 | NEBRASKA | LM CT109 |
| Neg. Cash Volume: | 439 | Dressed Formula Vol: 6,445 |
| Live Steer Avg: | \$142.00 | Steer/Heifer Avg: \$229.67 |
| Live Heifer Avg: | N/A | Dressed Neg. Grid Vol: 1,969 |
| Dressed Steer Avg: | N/A | Steer/Heifer Avg: \$218.98 |
| Dressed Heifer Avg: | N/A | TOTAL VOLUME: 8,853 |
| LM CT106 | TOTAL WK TO DATE VOLUME: | 17,166 |
| Committed: | 21,472 | Delivered: 16,310 |

| | | |
|--------------------------|---------------------------------|-----------------------------------|
| LM CT134 | COLORADO | LM CT109 |
| Neg. Cash Volume: | 0 | Dressed Formula Vol: 2,620 |
| Live Steer Avg: | N/A | Steer/Heifer Avg: \$228.73 |
| Live Heifer Avg: | N/A | Dressed Neg. Grid Vol: 822 |
| Dressed Steer Avg: | N/A | Steer/Heifer Avg: \$220.76 |
| Dressed Heifer Avg: | N/A | TOTAL VOLUME: 3,442 |
| LM CT106 | TOTAL WK TO DATE VOLUME: | 13,194 |
| Committed: | 6,096 | Delivered: 9,714 |

| | | |
|--------------------------|---------------------------------|-------------------------------------|
| LM CT137 | IA-MN | LM CT109 |
| Neg. Cash Volume: | 39 | Dressed Formula Vol: 2,366 |
| Live Steer Avg: | N/A | Steer/Heifer Avg: \$227.22 |
| Live Heifer Avg: | N/A | Dressed Neg. Grid Vol: 1,166 |
| Dressed Steer Avg: | N/A | Steer/Heifer Avg: \$227.49 |
| Dressed Heifer Avg: | N/A | TOTAL VOLUME: 3,571 |
| LM CT106 | TOTAL WK TO DATE VOLUME: | 6,391 |
| Committed: | 4,047 | Delivered: 7,554 |

For Tuesday negotiated cash trading was mostly inactive with light demand in Nebraska and the Western Cornbelt. Not enough purchases for a market trend. Negotiated cash trading was at a standstill in the Southern Plains. Last week in the Southern Plains live purchases traded at 140.00. In Nebraska last week live and dressed purchases traded at 140.00 and 224.00, respectively. Last week in the Western Cornbelt live and dressed purchases traded from 140.00-142.00 and at 224.00, respectively.



USDA Livestock, Poultry and Grain Market News

St. Joseph, Missouri

Phone: 816-676-7000

stjoe.lpgmn@ams.usda.gov