

## Daily Direct Steer and Heifer Slaughter Cattle Summary

For Trade on:

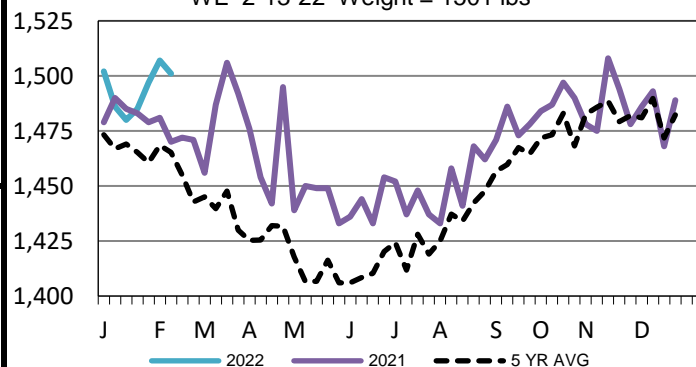
Monday, February 14, 2022

<a href="#">LM CT100</a>	<b>5-AREA</b>	<a href="#">LM CT109</a>
<b>Neg. Cash Volume:</b>	0	<b>Dressed Formula Vol:</b> 59,661
Live Steer Avg:	N/A	Steer/Heifer Avg: \$223.32
Live Heifer Avg:	N/A	<b>Dressed Neg. Grid Vol:</b> 3,046
Dressed Steer Avg:	N/A	Steer/Heifer Avg: \$219.94
Dressed Heifer Avg:	N/A	<b>TOTAL VOLUME:</b> 62,707
<a href="#">LM CT106</a>	<b>TOTAL WK TO DATE VOLUME:</b>	62,707
<b>Committed:</b>	64,697	<b>Delivered:</b> 76,000

For Monday negotiated cash trading was at a standstill in all major feeding regions. Last week in the Southern Plains live purchases traded at 140.00. In Nebraska last week live and dressed purchases traded at 140.00 and 224.00, respectively. Last week in the Western Cornbelt live and dressed purchases traded from 140.00-142.00 and at 224.00, respectively.

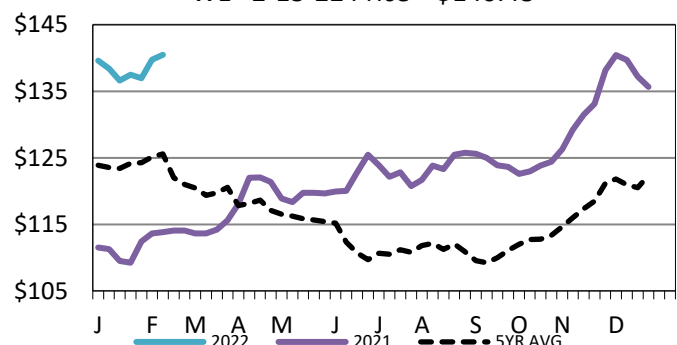
<a href="#">LM CT118</a>	<b>TX-OK-NM</b>	<a href="#">LM CT109</a>
<b>Neg. Cash Volume:</b>	0	<b>Dressed Formula Vol:</b> 20,719
Live Steer Avg:	N/A	Steer/Heifer Avg: \$221.22
Live Heifer Avg:	N/A	<b>Dressed Neg. Grid Vol:</b> 108
Dressed Steer Avg:	N/A	Steer/Heifer Avg: \$222.00
Dressed Heifer Avg:	N/A	<b>TOTAL VOLUME:</b> 20,827
<a href="#">LM CT106</a>	<b>TOTAL WK TO DATE VOLUME:</b>	20,827
<b>Committed:</b>	16,965	<b>Delivered:</b> 20,682

**5-Area Negotiated Cash Live Steer Weights**  
WE 2-13-22 Weight = 1501 lbs



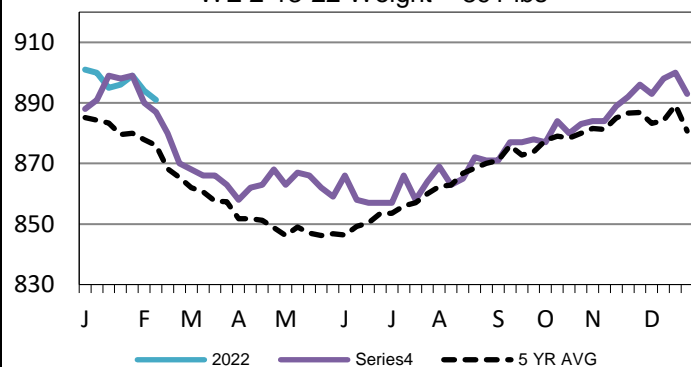
<a href="#">LM CT121</a>	<b>KANSAS</b>	<a href="#">LM CT109</a>
<b>Neg. Cash Volume:</b>	0	<b>Dressed Formula Vol:</b> 19,454
Live Steer Avg:	N/A	Steer/Heifer Avg: \$222.21
Live Heifer Avg:	N/A	<b>Dressed Neg. Grid Vol:</b> 1,958
Dressed Steer Avg:	N/A	Steer/Heifer Avg: \$219.66
Dressed Heifer Avg:	N/A	<b>TOTAL VOLUME:</b> 21,412
<a href="#">LM CT106</a>	<b>TOTAL WK TO DATE VOLUME:</b>	21,412
<b>Committed:</b>	16,080	<b>Delivered:</b> 19,961

**5-Area Live Steer Weighted Average**  
WE 2-13-22 Price = \$140.48



<a href="#">LM CT124</a>	<b>NEBRASKA</b>	<a href="#">LM CT109</a>
<b>Neg. Cash Volume:</b>	0	<b>Dressed Formula Vol:</b> 7,928
Live Steer Avg:	N/A	Steer/Heifer Avg: \$228.60
Live Heifer Avg:	N/A	<b>Dressed Neg. Grid Vol:</b> 385
Dressed Steer Avg:	N/A	Steer/Heifer Avg: \$221.00
Dressed Heifer Avg:	N/A	<b>TOTAL VOLUME:</b> 8,313
<a href="#">LM CT106</a>	<b>TOTAL WK TO DATE VOLUME:</b>	8,313
<b>Committed:</b>	15,124	<b>Delivered:</b> 17,838

**5-Area Formula Carcass Weight**  
WE 2-13-22 Weight = 891 lbs



<a href="#">LM CT134</a>	<b>COLORADO</b>	<a href="#">LM CT109</a>
<b>Neg. Cash Volume:</b>	0	<b>Dressed Formula Vol:</b> 9,695
Live Steer Avg:	N/A	Steer/Heifer Avg: \$225.67
Live Heifer Avg:	N/A	<b>Dressed Neg. Grid Vol:</b> 57
Dressed Steer Avg:	N/A	Steer/Heifer Avg: \$222.85
Dressed Heifer Avg:	N/A	<b>TOTAL VOLUME:</b> 9,752
<a href="#">LM CT106</a>	<b>TOTAL WK TO DATE VOLUME:</b>	9,752
<b>Committed:</b>	6,602	<b>Delivered:</b> 8,883

<a href="#">LM CT137</a>	<b>IA-MN</b>	<a href="#">LM CT109</a>
<b>Neg. Cash Volume:</b>	0	<b>Dressed Formula Vol:</b> 2,055
Live Steer Avg:	N/A	Steer/Heifer Avg: \$223.99
Live Heifer Avg:	N/A	<b>Dressed Neg. Grid Vol:</b> 765
Dressed Steer Avg:	N/A	Steer/Heifer Avg: \$220.80
Dressed Heifer Avg:	N/A	<b>TOTAL VOLUME:</b> 2,820
<a href="#">LM CT106</a>	<b>TOTAL WK TO DATE VOLUME:</b>	2,820
<b>Committed:</b>	9,926	<b>Delivered:</b> 8,636

## USDA Livestock, Poultry and Grain Market News

St. Joseph, Missouri

Phone: 816-676-7000

[stjoe.lpgmn@ams.usda.gov](mailto:stjoe.lpgmn@ams.usda.gov)