

Daily Direct Steer and Heifer Slaughter Cattle Summary

For Trade on:

Friday, February 11, 2022

LM CT100	5-AREA	LM CT109
Neg. Cash Volume:	4,573	Dressed Formula Vol: 46,656
Live Steer Avg:	\$142.21	Steer/Heifer Avg: \$224.19
Live Heifer Avg:	\$141.97	Dressed Neg. Grid Vol: 2,538
Dressed Steer Avg:	\$224.00	Steer/Heifer Avg: \$220.10
Dressed Heifer Avg:	\$224.00	TOTAL VOLUME: 53,767
LM CT106	TOTAL WK TO DATE VOLUME:	306,695
Committed:	79,501	Delivered: 96,088

LM CT118	TX-OK-NM	LM CT109
Neg. Cash Volume:	132	Dressed Formula Vol: 11,173
Live Steer Avg:	N/A	Steer/Heifer Avg: \$221.96
Live Heifer Avg:	N/A	Dressed Neg. Grid Vol: 0
Dressed Steer Avg:	N/A	Steer/Heifer Avg: N/A
Dressed Heifer Avg:	N/A	TOTAL VOLUME: 11,305
LM CT106	TOTAL WK TO DATE VOLUME:	60,702
Committed:	22,011	Delivered: 23,985

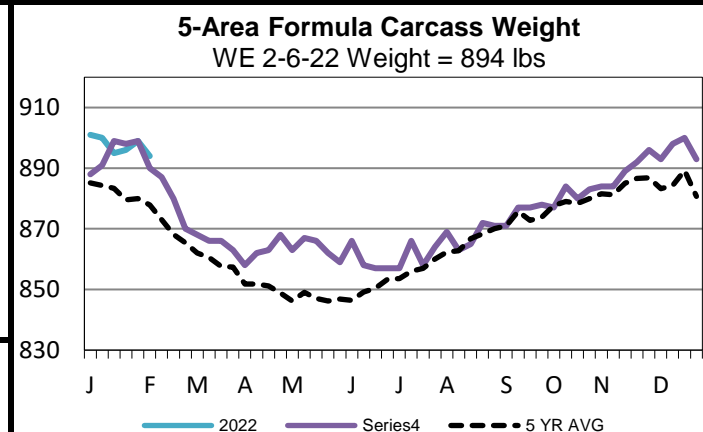
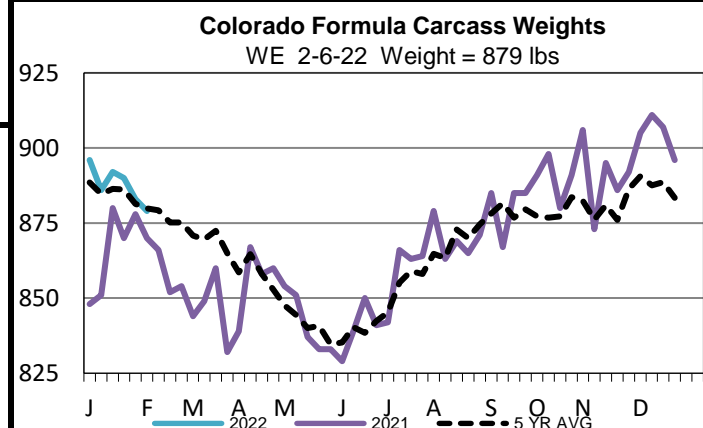
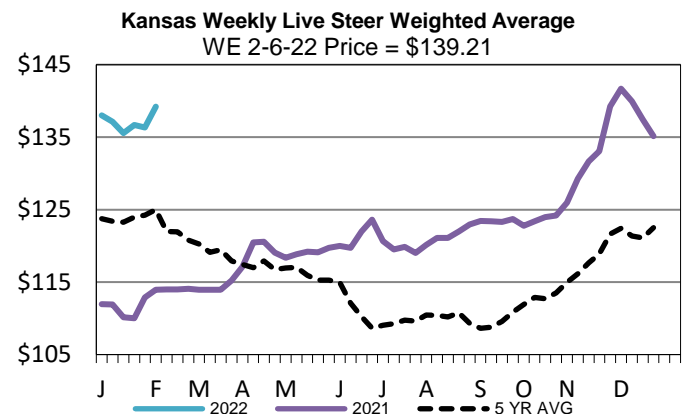
LM CT121	KANSAS	LM CT109
Neg. Cash Volume:	0	Dressed Formula Vol: 16,935
Live Steer Avg:	N/A	Steer/Heifer Avg: \$223.82
Live Heifer Avg:	N/A	Dressed Neg. Grid Vol: 928
Dressed Steer Avg:	N/A	Steer/Heifer Avg: \$216.16
Dressed Heifer Avg:	N/A	TOTAL VOLUME: 17,863
LM CT106	TOTAL WK TO DATE VOLUME:	96,023
Committed:	21,525	Delivered: 25,887

LM CT124	NEBRASKA	LM CT109
Neg. Cash Volume:	910	Dressed Formula Vol: 8,771
Live Steer Avg:	\$140.19	Steer/Heifer Avg: \$226.20
Live Heifer Avg:	\$141.00	Dressed Neg. Grid Vol: 575
Dressed Steer Avg:	\$224.00	Steer/Heifer Avg: \$219.46
Dressed Heifer Avg:	\$224.00	TOTAL VOLUME: 10,256
LM CT106	TOTAL WK TO DATE VOLUME:	81,248
Committed:	10,919	Delivered: 24,691

LM CT134	COLORADO	LM CT109
Neg. Cash Volume:	0	Dressed Formula Vol: 6,997
Live Steer Avg:	N/A	Steer/Heifer Avg: \$225.18
Live Heifer Avg:	N/A	Dressed Neg. Grid Vol: 192
Dressed Steer Avg:	N/A	Steer/Heifer Avg: \$222.16
Dressed Heifer Avg:	N/A	TOTAL VOLUME: 7,189
LM CT106	TOTAL WK TO DATE VOLUME:	24,613
Committed:	14,678	Delivered: 9,613

LM CT137	IA-MN	LM CT109
Neg. Cash Volume:	3,531	Dressed Formula Vol: 2,944
Live Steer Avg:	\$143.16	Steer/Heifer Avg: \$226.37
Live Heifer Avg:	\$142.05	Dressed Neg. Grid Vol: 843
Dressed Steer Avg:	N/A	Steer/Heifer Avg: \$224.41
Dressed Heifer Avg:	N/A	TOTAL VOLUME: 7,318
LM CT106	TOTAL WK TO DATE VOLUME:	43,740
Committed:	10,368	Delivered: 11,912

For Friday negotiated cash trading was limited on light demand in Nebraska and the Western Cornbelt. Not enough purchases for a market trend. Negotiated cash trading was at a standstill in the Southern Plains. The last reported market in the Southern Plains was on Wednesday with live purchases at 140.00. In Nebraska on Wednesday live purchases traded at 140.00 and on Thursday dressed purchases traded at 224.00. In the Western Cornbelt on Thursday live and dressed purchases traded from 141.00-142.00 and at 224.00, respectively.



USDA Livestock, Poultry and Grain Market News

St. Joseph, Missouri

Phone: 816-676-7000

stjoe.lpgmn@ams.usda.gov