

Daily Direct Steer and Heifer Slaughter Cattle Summary

For Trade on:

Thursday, February 10, 2022

LM CT100	5-AREA	LM CT109
Neg. Cash Volume:	35,508	Dressed Formula Vol: 33,476
Live Steer Avg:	\$141.26	Steer/Heifer Avg: \$223.50
Live Heifer Avg:	\$141.35	Dressed Neg. Grid Vol: 2,734
Dressed Steer Avg:	\$224.15	Steer/Heifer Avg: \$219.56
Dressed Heifer Avg:	\$224.13	TOTAL VOLUME: 71,718
LM CT106	TOTAL WK TO DATE VOLUME:	252,928
Committed:	121,397	Delivered: 68,002

LM CT118	TX-OK-NM	LM CT109
Neg. Cash Volume:	1,591	Dressed Formula Vol: 8,350
Live Steer Avg:	\$140.00	Steer/Heifer Avg: \$221.70
Live Heifer Avg:	\$140.00	Dressed Neg. Grid Vol: 0
Dressed Steer Avg:	N/A	Steer/Heifer Avg: N/A
Dressed Heifer Avg:	N/A	TOTAL VOLUME: 9,941
LM CT106	TOTAL WK TO DATE VOLUME:	49,397
Committed:	34,143	Delivered: 13,912

LM CT121	KANSAS	LM CT109
Neg. Cash Volume:	394	Dressed Formula Vol: 12,619
Live Steer Avg:	\$140.00	Steer/Heifer Avg: \$221.99
Live Heifer Avg:	\$140.00	Dressed Neg. Grid Vol: 555
Dressed Steer Avg:	\$224.00	Steer/Heifer Avg: \$216.09
Dressed Heifer Avg:	N/A	TOTAL VOLUME: 13,568
LM CT106	TOTAL WK TO DATE VOLUME:	78,160
Committed:	25,620	Delivered: 22,492

LM CT124	NEBRASKA	LM CT109
Neg. Cash Volume:	17,170	Dressed Formula Vol: 6,216
Live Steer Avg:	\$140.82	Steer/Heifer Avg: \$226.15
Live Heifer Avg:	\$140.78	Dressed Neg. Grid Vol: 1,264
Dressed Steer Avg:	\$224.02	Steer/Heifer Avg: \$219.49
Dressed Heifer Avg:	\$224.15	TOTAL VOLUME: 24,650
LM CT106	TOTAL WK TO DATE VOLUME:	70,992
Committed:	33,223	Delivered: 16,817

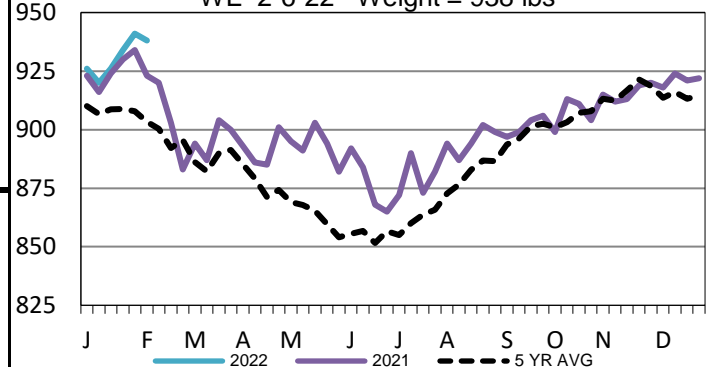
LM CT134	COLORADO	LM CT109
Neg. Cash Volume:	0	Dressed Formula Vol: 3,590
Live Steer Avg:	N/A	Steer/Heifer Avg: \$227.97
Live Heifer Avg:	N/A	Dressed Neg. Grid Vol: 42
Dressed Steer Avg:	N/A	Steer/Heifer Avg: \$223.64
Dressed Heifer Avg:	N/A	TOTAL VOLUME: 3,632
LM CT106	TOTAL WK TO DATE VOLUME:	17,424
Committed:	10,751	Delivered: 7,556

LM CT137	IA-MN	LM CT109
Neg. Cash Volume:	16,353	Dressed Formula Vol: 2,895
Live Steer Avg:	\$141.57	Steer/Heifer Avg: \$224.74
Live Heifer Avg:	\$141.59	Dressed Neg. Grid Vol: 873
Dressed Steer Avg:	\$224.41	Steer/Heifer Avg: \$221.95
Dressed Heifer Avg:	\$224.05	TOTAL VOLUME: 20,121
LM CT106	TOTAL WK TO DATE VOLUME:	36,422
Committed:	17,660	Delivered: 7,225

Thursday cash trading in Nebraska and the Western Cornbelt was light to moderate on moderate demand. In Nebraska dressed traded 2.00 higher compared to last week at 224.00. The last live market in Nebraska was on Wednesday with live at 140.00. In the Western Cornbelt compared to last week live traded 1.00 to 2.00 higher from 141.00-142.00 and dressed traded 2.00 higher at 224.00. Cash trading in the Southern Plains was limited on light demand The last market in the Southern Plains was Wednesday with live at 140.00.

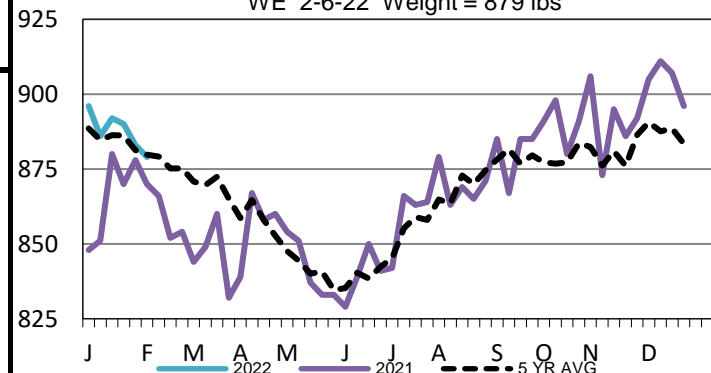
Nebraska Formula Carcass Weights

WE 2-6-22 Weight = 938 lbs



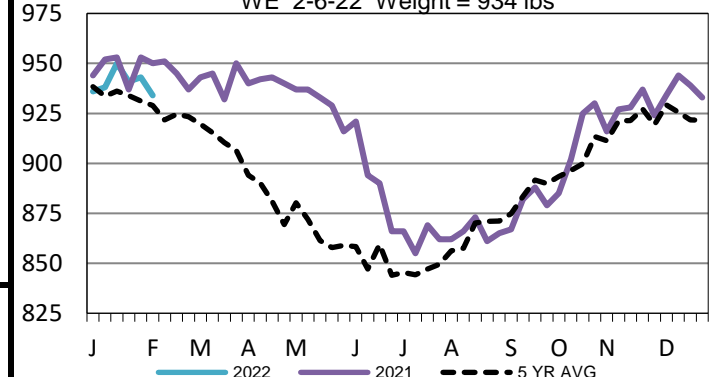
Colorado Formula Carcass Weights

WE 2-6-22 Weight = 879 lbs



Iowa-Minnesota Formula Carcass Weights

WE 2-6-22 Weight = 934 lbs



USDA Livestock, Poultry and Grain Market News

St. Joseph, Missouri

Phone: 816-676-7000

stjoe.lpgmn@ams.usda.gov