

Daily Direct Steer and Heifer Slaughter Cattle Summary

For Trade on:

Wednesday, February 09, 2022

LM CT100	5-AREA	LM CT109
Neg. Cash Volume:	35,373	Dressed Formula Vol: 34,043
Live Steer Avg:	\$140.01	Steer/Heifer Avg: \$223.00
Live Heifer Avg:	\$139.98	Dressed Neg. Grid Vol: 1,576
Dressed Steer Avg:	\$223.63	Steer/Heifer Avg: \$219.72
Dressed Heifer Avg:	\$223.38	TOTAL VOLUME: 70,992
LM CT106	TOTAL WK TO DATE VOLUME:	181,210
Committed:	74,643	Delivered: 72,765

LM CT118	TX-OK-NM	LM CT109
Neg. Cash Volume:	5,979	Dressed Formula Vol: 8,584
Live Steer Avg:	\$139.94	Steer/Heifer Avg: \$223.39
Live Heifer Avg:	\$140.00	Dressed Neg. Grid Vol: 0
Dressed Steer Avg:	N/A	Steer/Heifer Avg: N/A
Dressed Heifer Avg:	N/A	TOTAL VOLUME: 14,563
LM CT106	TOTAL WK TO DATE VOLUME:	40,888
Committed:	16,131	Delivered: 16,800

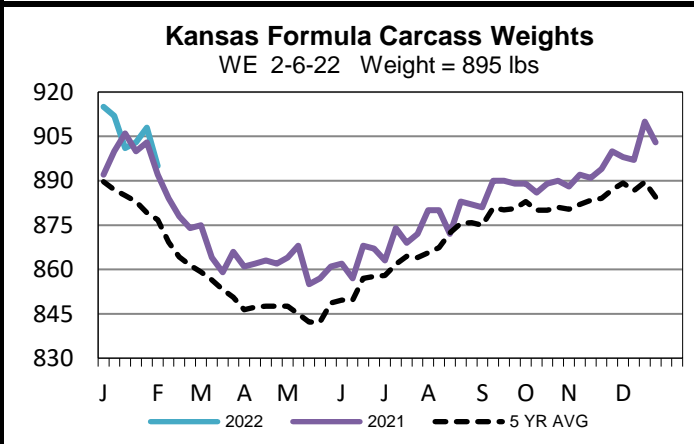
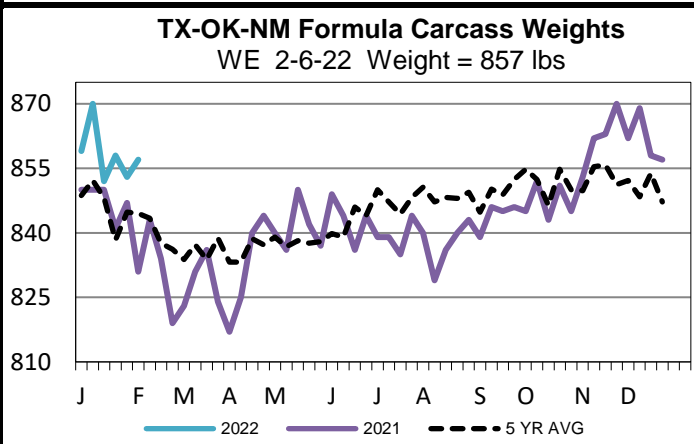
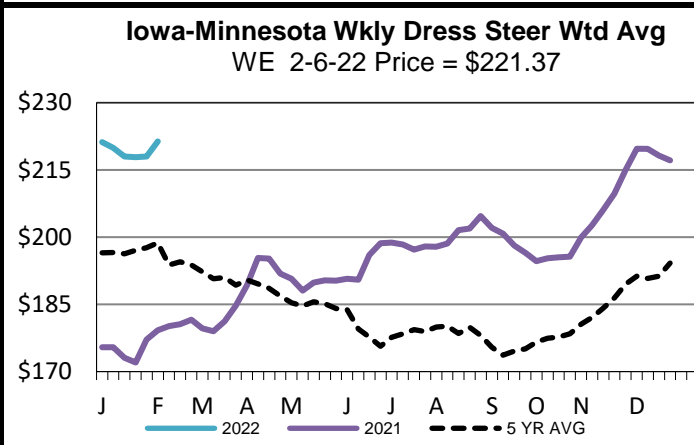
LM CT121	KANSAS	LM CT109
Neg. Cash Volume:	18,060	Dressed Formula Vol: 9,008
Live Steer Avg:	\$139.94	Steer/Heifer Avg: \$223.44
Live Heifer Avg:	\$139.91	Dressed Neg. Grid Vol: 102
Dressed Steer Avg:	N/A	Steer/Heifer Avg: \$215.42
Dressed Heifer Avg:	N/A	TOTAL VOLUME: 27,170
LM CT106	TOTAL WK TO DATE VOLUME:	64,592
Committed:	20,838	Delivered: 21,202

LM CT124	NEBRASKA	LM CT109
Neg. Cash Volume:	8,684	Dressed Formula Vol: 13,186
Live Steer Avg:	\$140.13	Steer/Heifer Avg: \$222.38
Live Heifer Avg:	\$140.12	Dressed Neg. Grid Vol: 1,001
Dressed Steer Avg:	\$222.28	Steer/Heifer Avg: \$217.12
Dressed Heifer Avg:	\$223.38	TOTAL VOLUME: 22,871
LM CT106	TOTAL WK TO DATE VOLUME:	46,342
Committed:	17,812	Delivered: 17,801

LM CT134	COLORADO	LM CT109
Neg. Cash Volume:	0	Dressed Formula Vol: 851
Live Steer Avg:	N/A	Steer/Heifer Avg: \$225.18
Live Heifer Avg:	N/A	Dressed Neg. Grid Vol: 0
Dressed Steer Avg:	N/A	Steer/Heifer Avg: N/A
Dressed Heifer Avg:	N/A	TOTAL VOLUME: 851
LM CT106	TOTAL WK TO DATE VOLUME:	13,792
Committed:	13,935	Delivered: 9,871

LM CT137	IA-MN	LM CT109
Neg. Cash Volume:	2,650	Dressed Formula Vol: 2,531
Live Steer Avg:	\$140.30	Steer/Heifer Avg: \$222.81
Live Heifer Avg:	\$140.00	Dressed Neg. Grid Vol: 653
Dressed Steer Avg:	\$224.63	Steer/Heifer Avg: \$225.27
Dressed Heifer Avg:	N/A	TOTAL VOLUME: 5,834
LM CT106	TOTAL WK TO DATE VOLUME:	16,301
Committed:	5,927	Delivered: 7,091

Wednesday cash trading was light to moderate on moderate demand in the Southern Plains and Nebraska. Compared to last week in the Texas Panhandle live traded steady at 140.00. In Kansas compared to last week live traded steady to 1.00 higher at 140.00. In Nebraska, live traded steady to 2.00 higher at 140.00 compared to last week. Not enough dressed for a market trend. Last week in Nebraska dressed traded at 222.00. Cash trading was limited on light demand in the Western Cornbelt. Not enough purchases for a market trend. Last week in the Western Cornbelt last week live and dressed traded at 140.00 and from 220.00-222.00, respectively.



USDA Livestock, Poultry and Grain Market News
St. Joseph, Missouri
Phone: 816-676-7000
stjoe.lpgmn@ams.usda.gov