

## Daily Direct Steer and Heifer Slaughter Cattle Summary

For Trade on:

Tuesday, February 08, 2022

<a href="#">LM CT100</a>	<b>5-AREA</b>	<a href="#">LM CT109</a>
<b>Neg. Cash Volume:</b>	7,491	<b>Dressed Formula Vol:</b> 43,834
Live Steer Avg:	\$140.27	Steer/Heifer Avg: \$222.51
Live Heifer Avg:	\$140.07	<b>Dressed Neg. Grid Vol:</b> 3,455
Dressed Steer Avg:	\$222.00	Steer/Heifer Avg: \$221.03
Dressed Heifer Avg:	\$222.00	<b>TOTAL VOLUME:</b> 54,780
<a href="#">LM CT106</a>	<b>TOTAL WK TO DATE VOLUME:</b>	<b>110,218</b>
<b>Committed:</b>	<b>60,650</b>	<b>Delivered:</b> 72,253

<a href="#">LM CT118</a>	<b>TX-OK-NM</b>	<a href="#">LM CT109</a>
<b>Neg. Cash Volume:</b>	0	<b>Dressed Formula Vol:</b> 14,276
Live Steer Avg:	N/A	Steer/Heifer Avg: \$219.05
Live Heifer Avg:	N/A	<b>Dressed Neg. Grid Vol:</b> 0
Dressed Steer Avg:	N/A	Steer/Heifer Avg: N/A
Dressed Heifer Avg:	N/A	<b>TOTAL VOLUME:</b> 14,276
<a href="#">LM CT106</a>	<b>TOTAL WK TO DATE VOLUME:</b>	<b>26,325</b>
<b>Committed:</b>	<b>8,833</b>	<b>Delivered:</b> 15,397

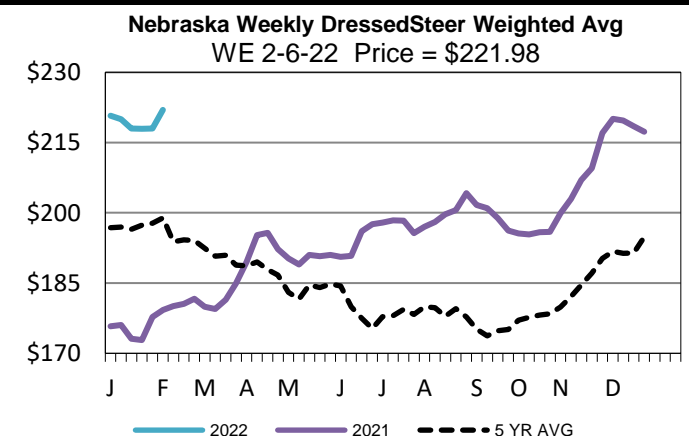
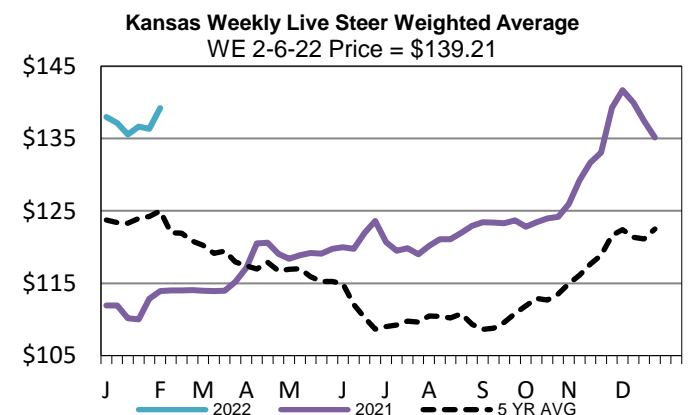
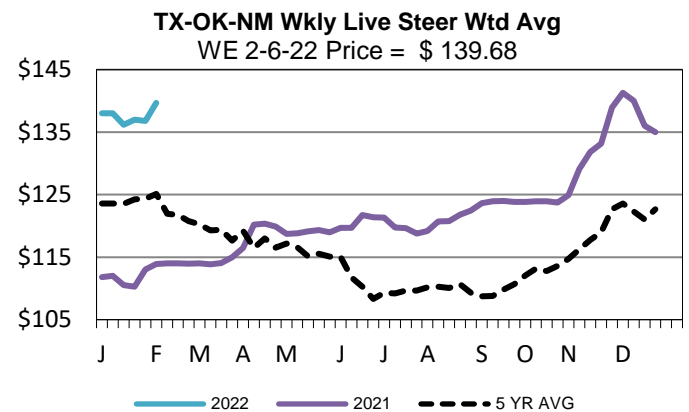
<a href="#">LM CT121</a>	<b>KANSAS</b>	<a href="#">LM CT109</a>
<b>Neg. Cash Volume:</b>	616	<b>Dressed Formula Vol:</b> 12,020
Live Steer Avg:	\$138.00	Steer/Heifer Avg: \$220.29
Live Heifer Avg:	\$138.00	<b>Dressed Neg. Grid Vol:</b> 748
Dressed Steer Avg:	N/A	Steer/Heifer Avg: \$218.54
Dressed Heifer Avg:	N/A	<b>TOTAL VOLUME:</b> 13,384
<a href="#">LM CT106</a>	<b>TOTAL WK TO DATE VOLUME:</b>	<b>37,342</b>
<b>Committed:</b>	<b>23,336</b>	<b>Delivered:</b> 22,301

<a href="#">LM CT124</a>	<b>NEBRASKA</b>	<a href="#">LM CT109</a>
<b>Neg. Cash Volume:</b>	3,828	<b>Dressed Formula Vol:</b> 7,712
Live Steer Avg:	\$140.92	Steer/Heifer Avg: \$222.63
Live Heifer Avg:	\$140.71	<b>Dressed Neg. Grid Vol:</b> 1,463
Dressed Steer Avg:	\$222.00	Steer/Heifer Avg: \$221.99
Dressed Heifer Avg:	N/A	<b>TOTAL VOLUME:</b> 13,003
<a href="#">LM CT106</a>	<b>TOTAL WK TO DATE VOLUME:</b>	<b>23,468</b>
<b>Committed:</b>	<b>16,194</b>	<b>Delivered:</b> 18,315

<a href="#">LM CT134</a>	<b>COLORADO</b>	<a href="#">LM CT109</a>
<b>Neg. Cash Volume:</b>	0	<b>Dressed Formula Vol:</b> 8,237
Live Steer Avg:	N/A	Steer/Heifer Avg: \$227.42
Live Heifer Avg:	N/A	<b>Dressed Neg. Grid Vol:</b> 115
Dressed Steer Avg:	N/A	Steer/Heifer Avg: \$219.42
Dressed Heifer Avg:	N/A	<b>TOTAL VOLUME:</b> 8,352
<a href="#">LM CT106</a>	<b>TOTAL WK TO DATE VOLUME:</b>	<b>12,941</b>
<b>Committed:</b>	<b>2,855</b>	<b>Delivered:</b> 9,191

<a href="#">LM CT137</a>	<b>IA-MN</b>	<a href="#">LM CT109</a>
<b>Neg. Cash Volume:</b>	3,047	<b>Dressed Formula Vol:</b> 1,714
Live Steer Avg:	\$139.64	Steer/Heifer Avg: \$226.68
Live Heifer Avg:	\$139.53	<b>Dressed Neg. Grid Vol:</b> 1,129
Dressed Steer Avg:	\$222.00	Steer/Heifer Avg: \$221.61
Dressed Heifer Avg:	\$222.00	<b>TOTAL VOLUME:</b> 5,890
<a href="#">LM CT106</a>	<b>TOTAL WK TO DATE VOLUME:</b>	<b>10,467</b>
<b>Committed:</b>	<b>9,432</b>	<b>Delivered:</b> 7,049

For Tuesday cash trading has been limited on light demand in Nebraska with a few live from 140.00-142.00. In the Western Cornbelt cash trading was limited on light demand with a few live at 140.00. Cash trading in Kansas was mostly inactive on light demand and trading was at a standstill in the Texas Panhandle. Not enough purchases in any region for a market trend. Last week in the Texas Panhandle live traded at 140.00. In Kansas last week live traded from 139.00- 140.00. Last week in Nebraska live and dressed traded from 138.00-140.00 and at 222.00, respectively. In the Western Cornbelt last week live and dressed traded at 140.00 and from 220.00-222.00, respectively.



## USDA Livestock, Poultry and Grain Market News

St. Joseph, Missouri

Phone: 816-676-7000

[stjoe.lpgmn@ams.usda.gov](mailto:stjoe.lpgmn@ams.usda.gov)