

Daily Direct Steer and Heifer Slaughter Cattle Summary

For Trade on:

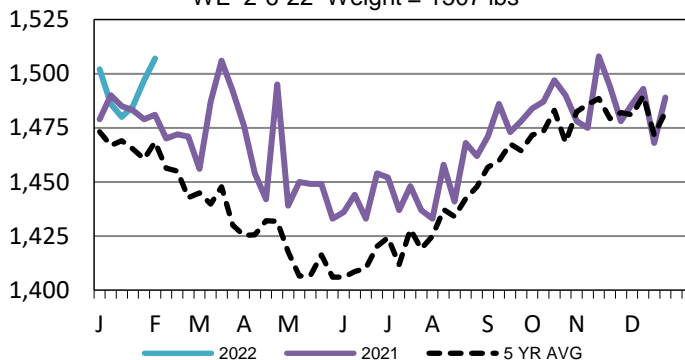
Monday, February 07, 2022

LM CT100	5-AREA	LM CT109
Neg. Cash Volume:	1,483	Dressed Formula Vol: 49,969
Live Steer Avg:	\$139.00	Steer/Heifer Avg: \$219.50
Live Heifer Avg:	N/A	Dressed Neg. Grid Vol: 3,986
Dressed Steer Avg:	N/A	Steer/Heifer Avg: \$219.49
Dressed Heifer Avg:	\$224.00	TOTAL VOLUME: 55,438
LM CT106	TOTAL WK TO DATE VOLUME:	55,438
Committed:	59,057	Delivered: 68,581

For Monday negotiated cash trading was mostly inactive on very light demand in Nebraska and the Western Cornbelt. Not enough purchases for a market trend. Negotiated cash trading was at a standstill in the Southern Plains. Last week in the Texas Panhandle live purchases traded at 140.0. In Kansas last week live purchases traded from 139.00-140.00. Last week in Nebraska live and dressed purchases traded from 138.00-140.00 and at 222.00, respectively. In the Western Cornbelt last week live and dressed purchases traded at 140.00 and from 220.00-222.00, respectively.

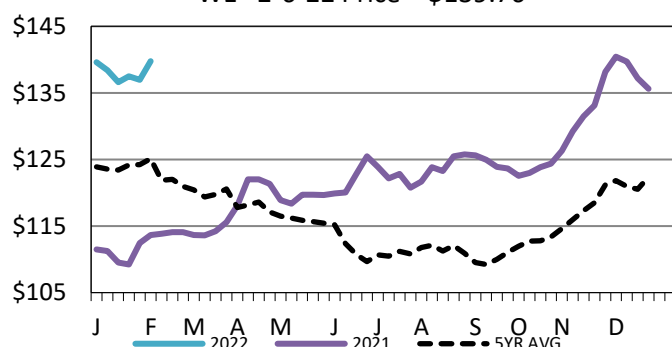
LM CT118	TX-OK-NM	LM CT109
Neg. Cash Volume:	0	Dressed Formula Vol: 11,808
Live Steer Avg:	N/A	Steer/Heifer Avg: \$218.34
Live Heifer Avg:	N/A	Dressed Neg. Grid Vol: 241
Dressed Steer Avg:	N/A	Steer/Heifer Avg: \$215.18
Dressed Heifer Avg:	N/A	TOTAL VOLUME: 12,049
LM CT106	TOTAL WK TO DATE VOLUME:	12,049
Committed:	7,503	Delivered: 15,872

5-Area Negotiated Cash Live Steer Weights
WE 2-6-22 Weight = 1507 lbs



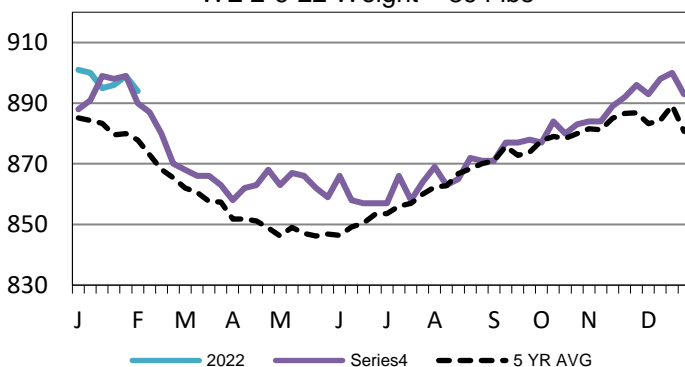
LM CT121	KANSAS	LM CT109
Neg. Cash Volume:	0	Dressed Formula Vol: 22,280
Live Steer Avg:	N/A	Steer/Heifer Avg: \$217.74
Live Heifer Avg:	N/A	Dressed Neg. Grid Vol: 1,678
Dressed Steer Avg:	N/A	Steer/Heifer Avg: \$217.02
Dressed Heifer Avg:	N/A	TOTAL VOLUME: 23,958
LM CT106	TOTAL WK TO DATE VOLUME:	23,958
Committed:	18,023	Delivered: 21,300

5-Area Live Steer Weighted Average
WE 2-6-22 Price = \$139.76



LM CT124	NEBRASKA	LM CT109
Neg. Cash Volume:	190	Dressed Formula Vol: 9,253
Live Steer Avg:	N/A	Steer/Heifer Avg: \$222.63
Live Heifer Avg:	N/A	Dressed Neg. Grid Vol: 1,022
Dressed Steer Avg:	N/A	Steer/Heifer Avg: \$217.98
Dressed Heifer Avg:	N/A	TOTAL VOLUME: 10,465
LM CT106	TOTAL WK TO DATE VOLUME:	10,465
Committed:	22,857	Delivered: 13,565

5-Area Formula Carcass Weight
WE 2-6-22 Weight = 894 lbs



LM CT134	COLORADO	LM CT109
Neg. Cash Volume:	0	Dressed Formula Vol: 4,347
Live Steer Avg:	N/A	Steer/Heifer Avg: \$223.70
Live Heifer Avg:	N/A	Dressed Neg. Grid Vol: 242
Dressed Steer Avg:	N/A	Steer/Heifer Avg: \$218.83
Dressed Heifer Avg:	N/A	TOTAL VOLUME: 4,589
LM CT106	TOTAL WK TO DATE VOLUME:	4,589
Committed:	1,828	Delivered: 7,947

LM CT137	IA-MN	LM CT109
Neg. Cash Volume:	1,293	Dressed Formula Vol: 2,481
Live Steer Avg:	\$139.00	Steer/Heifer Avg: \$221.73
Live Heifer Avg:	N/A	Dressed Neg. Grid Vol: 803
Dressed Steer Avg:	N/A	Steer/Heifer Avg: \$228.05
Dressed Heifer Avg:	\$224.00	TOTAL VOLUME: 4,577
LM CT106	TOTAL WK TO DATE VOLUME:	4,577
Committed:	8,846	Delivered: 9,897

USDA Livestock, Poultry and Grain Market News

St. Joseph, Missouri

Phone: 816-676-7000

stjoe.lpgmn@ams.usda.gov