

Daily Direct Steer and Heifer Slaughter Cattle Summary

For Trade on:

Wednesday, February 02, 2022

LM CT100	5-AREA	LM CT109
Neg. Cash Volume:	44,211	Dressed Formula Vol: 28,583
Live Steer Avg:	\$140.01	Steer/Heifer Avg: \$220.45
Live Heifer Avg:	\$139.49	Dressed Neg. Grid Vol: 1,627
Dressed Steer Avg:	\$221.86	Steer/Heifer Avg: \$223.09
Dressed Heifer Avg:	\$222.08	TOTAL VOLUME: 74,421
LM CT106	TOTAL WK TO DATE VOLUME:	183,851
Committed:	102,533	Delivered: 71,451

LM CT118	TX-OK-NM	LM CT109
Neg. Cash Volume:	0	Dressed Formula Vol: 10,057
Live Steer Avg:	N/A	Steer/Heifer Avg: \$218.31
Live Heifer Avg:	N/A	Dressed Neg. Grid Vol: 0
Dressed Steer Avg:	N/A	Steer/Heifer Avg: N/A
Dressed Heifer Avg:	N/A	TOTAL VOLUME: 10,057
LM CT106	TOTAL WK TO DATE VOLUME:	41,141
Committed:	23,778	Delivered: 14,639

LM CT121	KANSAS	LM CT109
Neg. Cash Volume:	2,108	Dressed Formula Vol: 9,551
Live Steer Avg:	\$138.00	Steer/Heifer Avg: \$220.77
Live Heifer Avg:	\$138.00	Dressed Neg. Grid Vol: 0
Dressed Steer Avg:	\$222.00	Steer/Heifer Avg: N/A
Dressed Heifer Avg:	\$222.00	TOTAL VOLUME: 11,659
LM CT106	TOTAL WK TO DATE VOLUME:	42,774
Committed:	14,286	Delivered: 22,410

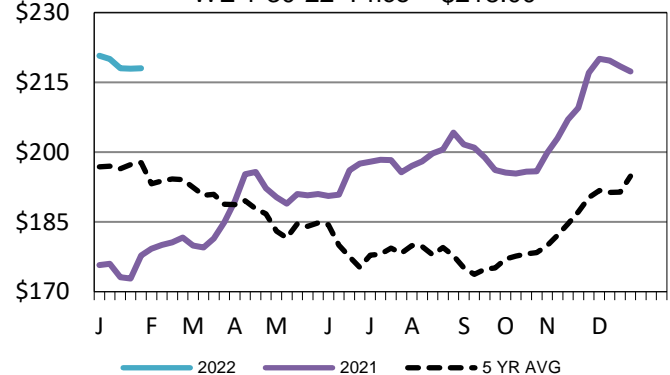
LM CT124	NEBRASKA	LM CT109
Neg. Cash Volume:	22,303	Dressed Formula Vol: 5,938
Live Steer Avg:	\$139.55	Steer/Heifer Avg: \$222.13
Live Heifer Avg:	\$139.22	Dressed Neg. Grid Vol: 886
Dressed Steer Avg:	\$221.98	Steer/Heifer Avg: \$222.78
Dressed Heifer Avg:	\$222.16	TOTAL VOLUME: 29,127
LM CT106	TOTAL WK TO DATE VOLUME:	52,759
Committed:	27,671	Delivered: 18,566

LM CT134	COLORADO	LM CT109
Neg. Cash Volume:	0	Dressed Formula Vol: 1,165
Live Steer Avg:	N/A	Steer/Heifer Avg: \$229.27
Live Heifer Avg:	N/A	Dressed Neg. Grid Vol: 0
Dressed Steer Avg:	N/A	Steer/Heifer Avg: N/A
Dressed Heifer Avg:	N/A	TOTAL VOLUME: 1,165
LM CT106	TOTAL WK TO DATE VOLUME:	16,576
Committed:	14,951	Delivered: 8,605

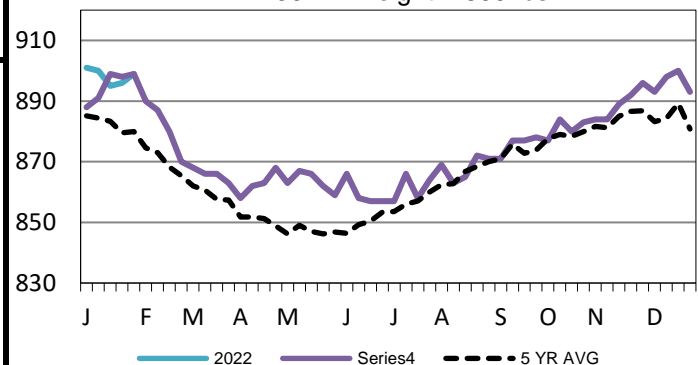
LM CT137	IA-MN	LM CT109
Neg. Cash Volume:	19,800	Dressed Formula Vol: 1,923
Live Steer Avg:	\$140.28	Steer/Heifer Avg: \$219.37
Live Heifer Avg:	\$139.88	Dressed Neg. Grid Vol: 853
Dressed Steer Avg:	\$221.53	Steer/Heifer Avg: \$223.85
Dressed Heifer Avg:	\$221.81	TOTAL VOLUME: 22,576
LM CT106	TOTAL WK TO DATE VOLUME:	31,106
Committed:	21,847	Delivered: 7,231

For Wednesday in Nebraska and Western Cornbelt cash trading and demand were moderate. In Nebraska, compared to last week, live traded 2.00-3.00 higher from 138.00-140.00 and dressed traded 4.00 higher at 222.00. In the Western Cornbelt, compared to last week, live traded mostly 2.00-3.00 higher at 140.00, and dressed ranged from 220.00-222.00, mostly 4.00 higher at 222.00. For Wednesday in Kansas cash trading was limited on light demand. A few dressed traded at 222.00, not enough for a market trend. Last week live traded at 136.00. In the Texas Panhandle cash trading was at a standstill. Last week in the Texas Panhandle live traded at 137.00.

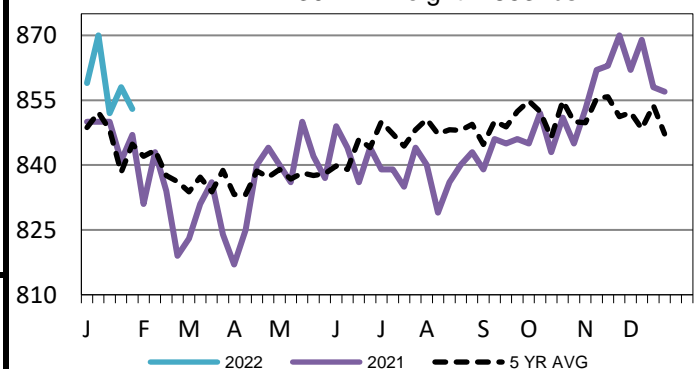
Nebraska Weekly Dressed Steer Weighted Avg
WE 1-30-22 Price = \$218.00



5-Area Formula Carcass Weight
WE 1-30-22 Weight = 899 lbs



TX-OK-NM Formula Carcass Weights
WE 1-30-22 Weight = 853 lbs



USDA Livestock, Poultry and Grain Market News

St. Joseph, Missouri

Phone: 816-676-7000

stjoe.lpgmn@ams.usda.gov