

Daily Direct Steer and Heifer Slaughter Cattle Summary

For Trade on:

Tuesday, February 01, 2022

LM CT100	5-AREA	LM CT109
Neg. Cash Volume:	7,529	Dressed Formula Vol: 48,518
Live Steer Avg:	\$140.03	Steer/Heifer Avg: \$222.15
Live Heifer Avg:	\$139.51	Dressed Neg. Grid Vol: 1,849
Dressed Steer Avg:	\$219.62	Steer/Heifer Avg: \$218.60
Dressed Heifer Avg:	\$220.00	TOTAL VOLUME: 57,896
LM CT106	TOTAL WK TO DATE VOLUME:	109,430
Committed:	59,697	Delivered: 67,494

LM CT118	TX-OK-NM	LM CT109
Neg. Cash Volume:	0	Dressed Formula Vol: 10,797
Live Steer Avg:	N/A	Steer/Heifer Avg: \$221.17
Live Heifer Avg:	N/A	Dressed Neg. Grid Vol: 124
Dressed Steer Avg:	N/A	Steer/Heifer Avg: \$213.72
Dressed Heifer Avg:	N/A	TOTAL VOLUME: 10,921
LM CT106	TOTAL WK TO DATE VOLUME:	31,084
Committed:	6,291	Delivered: 17,095

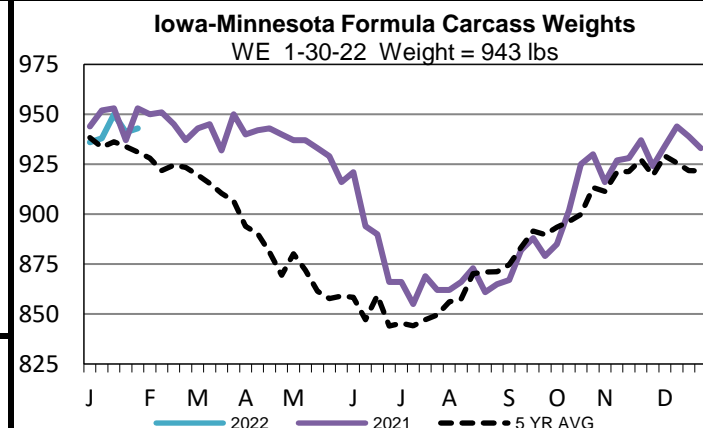
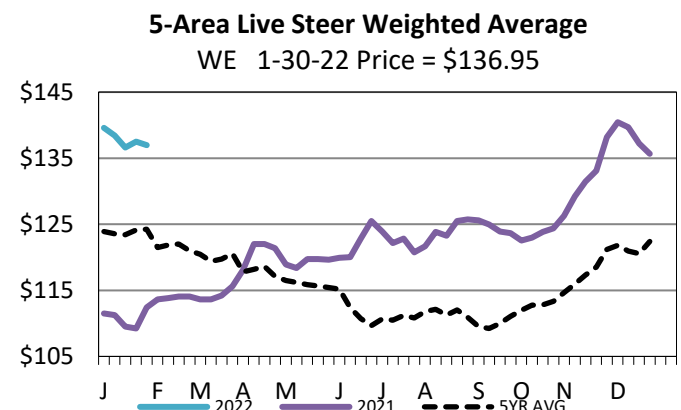
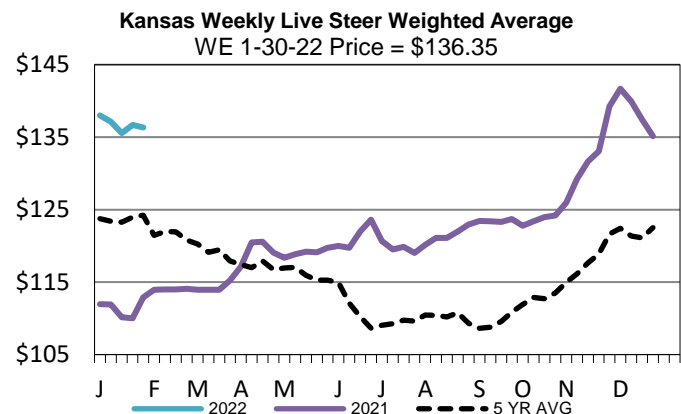
LM CT121	KANSAS	LM CT109
Neg. Cash Volume:	0	Dressed Formula Vol: 19,994
Live Steer Avg:	N/A	Steer/Heifer Avg: \$218.55
Live Heifer Avg:	N/A	Dressed Neg. Grid Vol: 477
Dressed Steer Avg:	N/A	Steer/Heifer Avg: \$216.09
Dressed Heifer Avg:	N/A	TOTAL VOLUME: 20,471
LM CT106	TOTAL WK TO DATE VOLUME:	31,115
Committed:	22,661	Delivered: 18,555

LM CT124	NEBRASKA	LM CT109
Neg. Cash Volume:	4,206	Dressed Formula Vol: 7,984
Live Steer Avg:	\$140.48	Steer/Heifer Avg: \$227.65
Live Heifer Avg:	\$139.62	Dressed Neg. Grid Vol: 757
Dressed Steer Avg:	\$220.00	Steer/Heifer Avg: \$220.84
Dressed Heifer Avg:	\$220.00	TOTAL VOLUME: 12,947
LM CT106	TOTAL WK TO DATE VOLUME:	23,632
Committed:	17,172	Delivered: 18,916

LM CT134	COLORADO	LM CT109
Neg. Cash Volume:	0	Dressed Formula Vol: 7,087
Live Steer Avg:	N/A	Steer/Heifer Avg: \$227.66
Live Heifer Avg:	N/A	Dressed Neg. Grid Vol: 214
Dressed Steer Avg:	N/A	Steer/Heifer Avg: \$218.22
Dressed Heifer Avg:	N/A	TOTAL VOLUME: 7,301
LM CT106	TOTAL WK TO DATE VOLUME:	15,411
Committed:	6,047	Delivered: 6,773

LM CT137	IA-MN	LM CT109
Neg. Cash Volume:	3,323	Dressed Formula Vol: 2,734
Live Steer Avg:	\$139.37	Steer/Heifer Avg: \$221.73
Live Heifer Avg:	\$139.40	Dressed Neg. Grid Vol: 277
Dressed Steer Avg:	\$219.44	Steer/Heifer Avg: \$219.29
Dressed Heifer Avg:	\$220.00	TOTAL VOLUME: 6,334
LM CT106	TOTAL WK TO DATE VOLUME:	8,530
Committed:	7,526	Delivered: 6,155

For Tuesday in Nebraska and Western Cornbelt cash trading was limited on light demand. In Nebraska a few early live traded from 140.00-141.00 and in the Western Cornbelt a few early live traded at 141.00. But, not enough purchases in either region for a market trend. For the prior week in Nebraska week live and dressed traded from 136.00-137.00 and 218.00, respectively. For the previous week in the Western Cornbelt week live and dressed traded from 137.00-138.00 and 218.00, respectively. On Tuesday in the Southern Plains cash trading was at a standstill. Last week in the Texas Panhandle live traded at 137.00. In Kansas live purchases traded at 136.00.



USDA Livestock, Poultry and Grain Market News

St. Joseph, Missouri

Phone: 816-676-7000

stjoe.lpgmn@ams.usda.gov