

Daily Direct Steer and Heifer Slaughter Cattle Summary

For Trade on:

Monday, January 31, 2022

LM CT100	5-AREA	LM CT109
Neg. Cash Volume:	276	Dressed Formula Vol: 49,289
Live Steer Avg:	\$138.00	Steer/Heifer Avg: \$219.02
Live Heifer Avg:	N/A	Dressed Neg. Grid Vol: 1,969
Dressed Steer Avg:	N/A	Steer/Heifer Avg: \$219.50
Dressed Heifer Avg:	N/A	TOTAL VOLUME: 51,534

LM CT106	TOTAL WK TO DATE VOLUME:
Committed:	52,182
Delivered:	71,150

LM CT118	TX-OK-NM	LM CT109
Neg. Cash Volume:	0	Dressed Formula Vol: 20,100
Live Steer Avg:	N/A	Steer/Heifer Avg: \$218.52
Live Heifer Avg:	N/A	Dressed Neg. Grid Vol: 63
Dressed Steer Avg:	N/A	Steer/Heifer Avg: \$211.66
Dressed Heifer Avg:	N/A	TOTAL VOLUME: 20,163

LM CT106	TOTAL WK TO DATE VOLUME:
Committed:	9,678
Delivered:	15,709

LM CT121	KANSAS	LM CT109
Neg. Cash Volume:	0	Dressed Formula Vol: 10,094
Live Steer Avg:	N/A	Steer/Heifer Avg: \$218.05
Live Heifer Avg:	N/A	Dressed Neg. Grid Vol: 550
Dressed Steer Avg:	N/A	Steer/Heifer Avg: \$218.15
Dressed Heifer Avg:	N/A	TOTAL VOLUME: 10,644

LM CT106	TOTAL WK TO DATE VOLUME:
Committed:	12,134
Delivered:	20,193

LM CT124	NEBRASKA	LM CT109
Neg. Cash Volume:	70	Dressed Formula Vol: 9,722
Live Steer Avg:	N/A	Steer/Heifer Avg: \$220.31
Live Heifer Avg:	N/A	Dressed Neg. Grid Vol: 893
Dressed Steer Avg:	N/A	Steer/Heifer Avg: \$220.39
Dressed Heifer Avg:	N/A	TOTAL VOLUME: 10,685

LM CT106	TOTAL WK TO DATE VOLUME:
Committed:	18,171
Delivered:	18,013

LM CT134	COLORADO	LM CT109
Neg. Cash Volume:	0	Dressed Formula Vol: 8,068
Live Steer Avg:	N/A	Steer/Heifer Avg: \$219.60
Live Heifer Avg:	N/A	Dressed Neg. Grid Vol: 42
Dressed Steer Avg:	N/A	Steer/Heifer Avg: \$223.33
Dressed Heifer Avg:	N/A	TOTAL VOLUME: 8,110

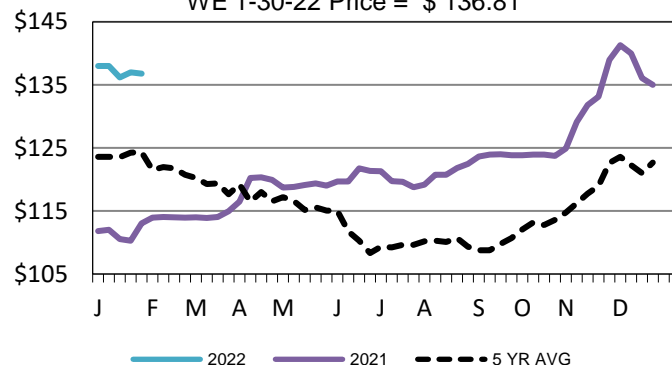
LM CT106	TOTAL WK TO DATE VOLUME:
Committed:	3,652
Delivered:	8,194

LM CT137	IA-MN	LM CT109
Neg. Cash Volume:	206	Dressed Formula Vol: 1,381
Live Steer Avg:	\$138.00	Steer/Heifer Avg: \$221.08
Live Heifer Avg:	N/A	Dressed Neg. Grid Vol: 609
Dressed Steer Avg:	N/A	Steer/Heifer Avg: \$220.10
Dressed Heifer Avg:	N/A	TOTAL VOLUME: 2,196

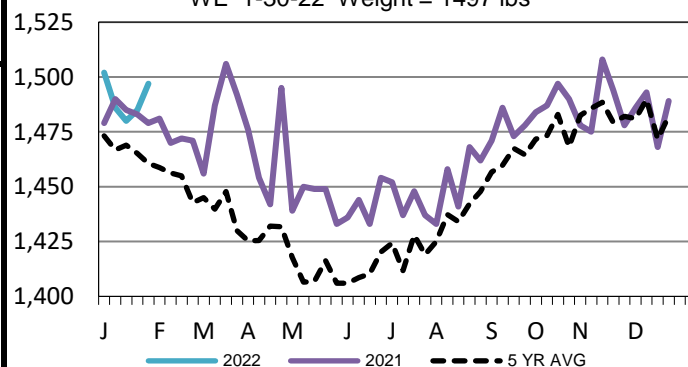
LM CT106	TOTAL WK TO DATE VOLUME:
Committed:	8,547
Delivered:	9,041

For Monday negotiated cash trading was... at a standstill in the Southern Plains and Nebraska. In Western Cornbelt negotiated cash trading was mostly inactive on light demand. Not enough purchases for a market trend. Last week in the Texas Panhandle live purchases traded at 137.00. In Kansas live purchases traded at 136.00. For the prior week in Nebraska live and dressed purchases traded from 136.00-137.00 and at 218.00, respectively. In the Western Cornbelt live and dressed purchases traded from 137.00-138.00 and at 218.00, respectively.

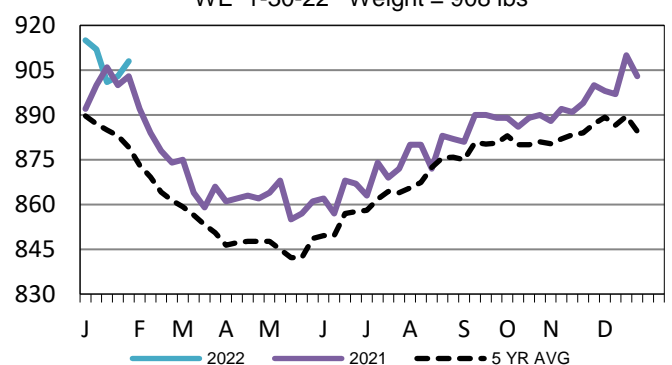
TX-OK-NM Wkly Live Steer Wtd Avg
WE 1-30-22 Price = \$ 136.81



5-Area Negotiated Cash Live Steer Weights
WE 1-30-22 Weight = 1497 lbs



Kansas Formula Carcass Weights
WE 1-30-22 Weight = 908 lbs



USDA Livestock, Poultry and Grain Market News

St. Joseph, Missouri

Phone: 816-676-7000

stjoe.lpgmn@ams.usda.gov