

Daily Direct Steer and Heifer Slaughter Cattle Summary

For Trade on:

Friday, January 28, 2022

| | | |
|--------------------------|---------------------------------|-------------------------------------|
| LM CT100 | 5-AREA | LM CT109 |
| Neg. Cash Volume: | 3,668 | Dressed Formula Vol: 44,051 |
| Live Steer Avg: | \$137.14 | Steer/Heifer Avg: \$220.49 |
| Live Heifer Avg: | \$136.00 | Dressed Neg. Grid Vol: 2,207 |
| Dressed Steer Avg: | \$218.00 | Steer/Heifer Avg: \$221.47 |
| Dressed Heifer Avg: | \$218.00 | TOTAL VOLUME: 49,926 |
| LM CT106 | TOTAL WK TO DATE VOLUME: | 279,856 |
| Committed: | 95,314 | Delivered: 109,455 |

| | | |
|--------------------------|---------------------------------|-----------------------------------|
| LM CT118 | TX-OK-NM | LM CT109 |
| Neg. Cash Volume: | 255 | Dressed Formula Vol: 4,716 |
| Live Steer Avg: | N/A | Steer/Heifer Avg: \$218.37 |
| Live Heifer Avg: | N/A | Dressed Neg. Grid Vol: 0 |
| Dressed Steer Avg: | N/A | Steer/Heifer Avg: N/A |
| Dressed Heifer Avg: | N/A | TOTAL VOLUME: 4,971 |
| LM CT106 | TOTAL WK TO DATE VOLUME: | 62,575 |
| Committed: | 24,878 | Delivered: 21,463 |

| | | |
|--------------------------|---------------------------------|------------------------------------|
| LM CT121 | KANSAS | LM CT109 |
| Neg. Cash Volume: | 108 | Dressed Formula Vol: 21,745 |
| Live Steer Avg: | \$136.00 | Steer/Heifer Avg: \$218.78 |
| Live Heifer Avg: | N/A | Dressed Neg. Grid Vol: 211 |
| Dressed Steer Avg: | N/A | Steer/Heifer Avg: \$217.38 |
| Dressed Heifer Avg: | N/A | TOTAL VOLUME: 22,064 |
| LM CT106 | TOTAL WK TO DATE VOLUME: | 87,603 |
| Committed: | 23,691 | Delivered: 29,156 |

| | | |
|--------------------------|---------------------------------|-----------------------------------|
| LM CT124 | NEBRASKA | LM CT109 |
| Neg. Cash Volume: | 1,938 | Dressed Formula Vol: 8,600 |
| Live Steer Avg: | \$136.00 | Steer/Heifer Avg: \$224.98 |
| Live Heifer Avg: | \$136.00 | Dressed Neg. Grid Vol: 589 |
| Dressed Steer Avg: | \$218.00 | Steer/Heifer Avg: \$221.43 |
| Dressed Heifer Avg: | \$218.00 | TOTAL VOLUME: 11,127 |
| LM CT106 | TOTAL WK TO DATE VOLUME: | 68,100 |
| Committed: | 23,500 | Delivered: 33,782 |

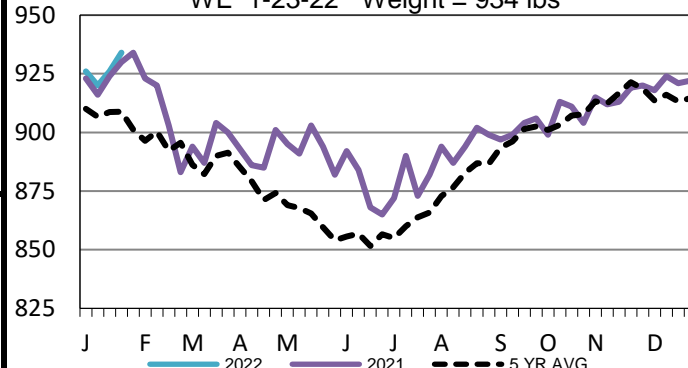
| | | |
|--------------------------|---------------------------------|-----------------------------------|
| LM CT134 | COLORADO | LM CT109 |
| Neg. Cash Volume: | 0 | Dressed Formula Vol: 5,258 |
| Live Steer Avg: | N/A | Steer/Heifer Avg: \$221.51 |
| Live Heifer Avg: | N/A | Dressed Neg. Grid Vol: 225 |
| Dressed Steer Avg: | N/A | Steer/Heifer Avg: \$225.35 |
| Dressed Heifer Avg: | N/A | TOTAL VOLUME: 5,483 |
| LM CT106 | TOTAL WK TO DATE VOLUME: | 26,308 |
| Committed: | 18,011 | Delivered: 10,343 |

| | | |
|--------------------------|---------------------------------|-------------------------------------|
| LM CT137 | IA-MN | LM CT109 |
| Neg. Cash Volume: | 1,367 | Dressed Formula Vol: 4,030 |
| Live Steer Avg: | \$137.68 | Steer/Heifer Avg: \$221.58 |
| Live Heifer Avg: | N/A | Dressed Neg. Grid Vol: 1,182 |
| Dressed Steer Avg: | N/A | Steer/Heifer Avg: \$221.49 |
| Dressed Heifer Avg: | N/A | TOTAL VOLUME: 6,579 |
| LM CT106 | TOTAL WK TO DATE VOLUME: | 36,335 |
| Committed: | 5,234 | Delivered: 14,711 |

For Friday negotiated cash trading in Kansas, Nebraska and Western Cornbelt was mostly inactive on light demand. In the Texas Panhandle negotiated cash trading was at a standstill. Not enough purchases in any region for a market trend. Wednesday was the last reported market in the Texas Panhandle and Kansas with live purchases at 137.00 and 136.00, respectively. In Nebraska Tuesday was the last reported market with live and dressed purchases at 137.00 and 218.00, respectively. In the Western Cornbelt Wednesday was the last reported with live and dressed purchases from 137.00-139.00 and at 218.00, respectively.

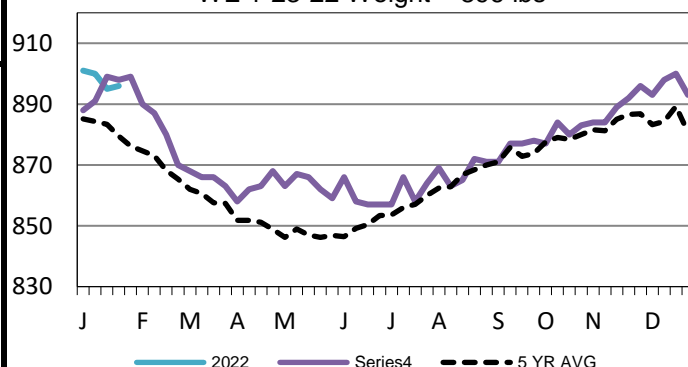
Nebraska Formula Carcass Weights

WE 1-23-22 Weight = 934 lbs



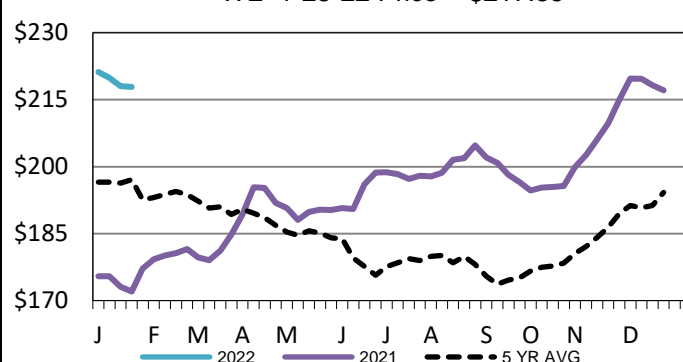
5-Area Formula Carcass Weight

WE 1-23-22 Weight = 896 lbs



Iowa-Minnesota Wkly Dress Steer Wtd Avg

WE 1-23-22 Price = \$217.85



USDA Livestock, Poultry and Grain Market News

St. Joseph, Missouri

Phone: 816-676-7000

stjoe.lpgmn@ams.usda.gov