

Daily Direct Steer and Heifer Slaughter Cattle Summary

For Trade on:

Tuesday, January 25, 2022

LM CT100	5-AREA	LM CT109
Neg. Cash Volume:	26,957	Dressed Formula Vol: 39,452
Live Steer Avg:	\$136.97	Steer/Heifer Avg: \$221.21
Live Heifer Avg:	\$136.96	Dressed Neg. Grid Vol: 2,496
Dressed Steer Avg:	\$218.01	Steer/Heifer Avg: \$220.50
Dressed Heifer Avg:	\$218.00	TOTAL VOLUME: 68,905
LM CT106	TOTAL WK TO DATE VOLUME:	117,507
Committed:	72,728	Delivered: 64,799

LM CT118	TX-OK-NM	LM CT109
Neg. Cash Volume:	2,149	Dressed Formula Vol: 9,860
Live Steer Avg:	\$136.82	Steer/Heifer Avg: \$219.00
Live Heifer Avg:	\$137.00	Dressed Neg. Grid Vol: 250
Dressed Steer Avg:	N/A	Steer/Heifer Avg: \$215.16
Dressed Heifer Avg:	N/A	TOTAL VOLUME: 12,259
LM CT106	TOTAL WK TO DATE VOLUME:	28,702
Committed:	15,303	Delivered: 16,509

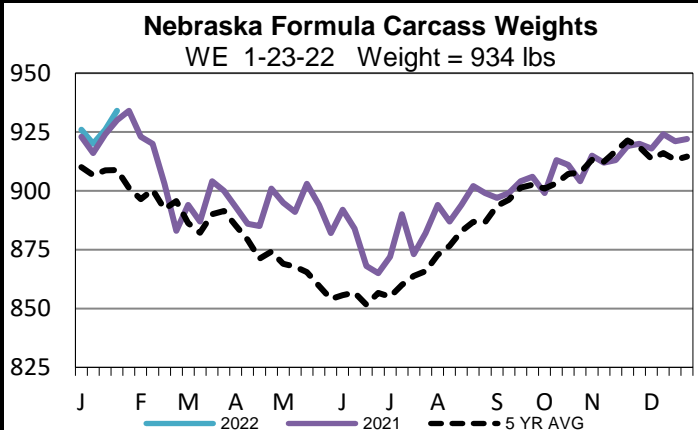
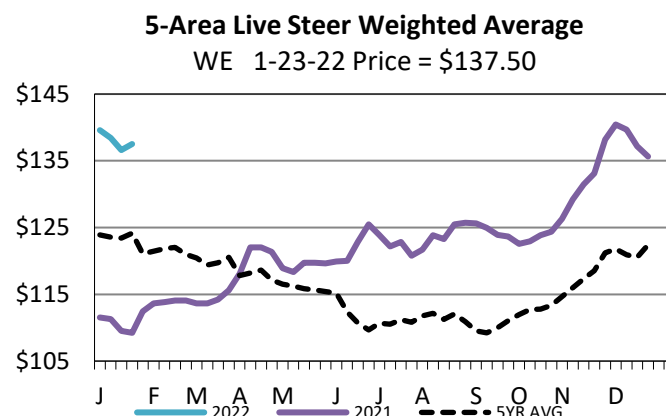
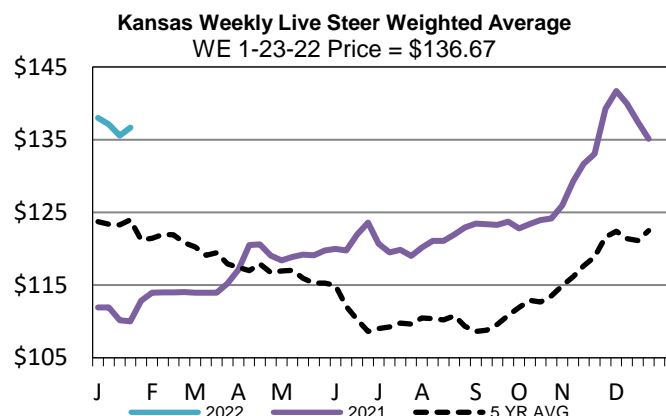
LM CT121	KANSAS	LM CT109
Neg. Cash Volume:	1,971	Dressed Formula Vol: 16,623
Live Steer Avg:	\$137.00	Steer/Heifer Avg: \$218.24
Live Heifer Avg:	\$137.00	Dressed Neg. Grid Vol: 688
Dressed Steer Avg:	\$218.00	Steer/Heifer Avg: \$215.56
Dressed Heifer Avg:	N/A	TOTAL VOLUME: 19,282
LM CT106	TOTAL WK TO DATE VOLUME:	36,843
Committed:	17,561	Delivered: 16,665

LM CT124	NEBRASKA	LM CT109
Neg. Cash Volume:	16,595	Dressed Formula Vol: 5,344
Live Steer Avg:	\$137.00	Steer/Heifer Avg: \$228.16
Live Heifer Avg:	\$137.00	Dressed Neg. Grid Vol: 1,029
Dressed Steer Avg:	\$218.02	Steer/Heifer Avg: \$224.44
Dressed Heifer Avg:	\$218.00	TOTAL VOLUME: 22,968
LM CT106	TOTAL WK TO DATE VOLUME:	29,978
Committed:	25,758	Delivered: 17,512

LM CT134	COLORADO	LM CT109
Neg. Cash Volume:	0	Dressed Formula Vol: 5,413
Live Steer Avg:	N/A	Steer/Heifer Avg: \$226.31
Live Heifer Avg:	N/A	Dressed Neg. Grid Vol: 119
Dressed Steer Avg:	N/A	Steer/Heifer Avg: \$220.01
Dressed Heifer Avg:	N/A	TOTAL VOLUME: 5,532
LM CT106	TOTAL WK TO DATE VOLUME:	11,749
Committed:	3,028	Delivered: 7,375

LM CT137	IA-MN	LM CT109
Neg. Cash Volume:	6,242	Dressed Formula Vol: 2,368
Live Steer Avg:	\$137.01	Steer/Heifer Avg: \$223.75
Live Heifer Avg:	\$136.83	Dressed Neg. Grid Vol: 410
Dressed Steer Avg:	\$218.00	Steer/Heifer Avg: \$222.31
Dressed Heifer Avg:	\$218.00	TOTAL VOLUME: 9,020
LM CT106	TOTAL WK TO DATE VOLUME:	10,528
Committed:	11,078	Delivered: 6,738

On Tuesday in Nebraska cash trading and demand were moderate. Compared to last week live traded steady to 1.00 lower at 137.00 and dressed traded steady at 218.00. In the Western Cornbelt cash trading was slow on with light demand. A few live and dressed traded at 137.00 and 218.00, respectively. In the Southern Plains cash trading was limited on light demand. A few live traded at 137.00. However, not enough purchases for a full market trend in these regions. In the Southern Plains last week live traded at 137.00. In the Western Cornbelt last week live and dressed purchases traded from 137.00-139.00 and at 218.00, respectively.



USDA Livestock, Poultry and Grain Market News

St. Joseph, Missouri

Phone: 816-676-7000

stjoe.lpgmn@ams.usda.gov