

Daily Direct Steer and Heifer Slaughter Cattle Summary

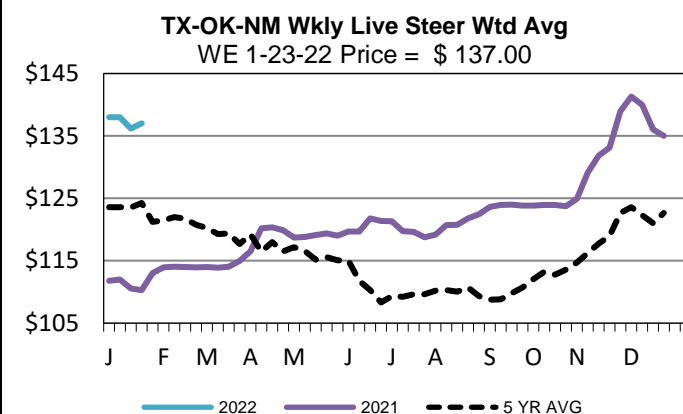
For Trade on:

Monday, January 24, 2022

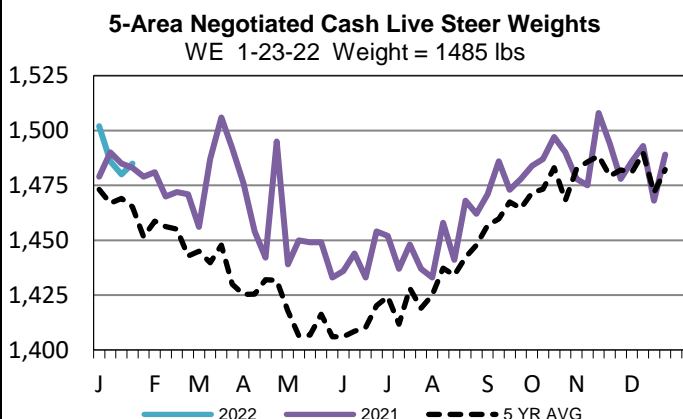
LM CT100	5-AREA	LM CT109
Neg. Cash Volume:	429	Dressed Formula Vol: 46,780
Live Steer Avg:	\$136.00	Steer/Heifer Avg: \$217.93
Live Heifer Avg:	N/A	Dressed Neg. Grid Vol: 1,393
Dressed Steer Avg:	N/A	Steer/Heifer Avg: \$218.62
Dressed Heifer Avg:	N/A	TOTAL VOLUME: 48,602
LM CT106	TOTAL WK TO DATE VOLUME:	48,602
Committed:	74,109	Delivered: 70,309

For Monday negotiated cash trading was at a standstill in the Southern Plains and Nebraska. In the Western Cornbelt negotiated cash trading was mostly inactive with very light demand. Not enough purchases for a market trend. Last week in the Southern Plains live purchases traded at 137.00. In Nebraska for the prior week live and dressed purchases traded from 137.00-138.00 and at 218.00, respectively. In the Western Cornbelt for the previous week live and dressed purchases traded from 137.00-139.00 and at 218.00, respectively.

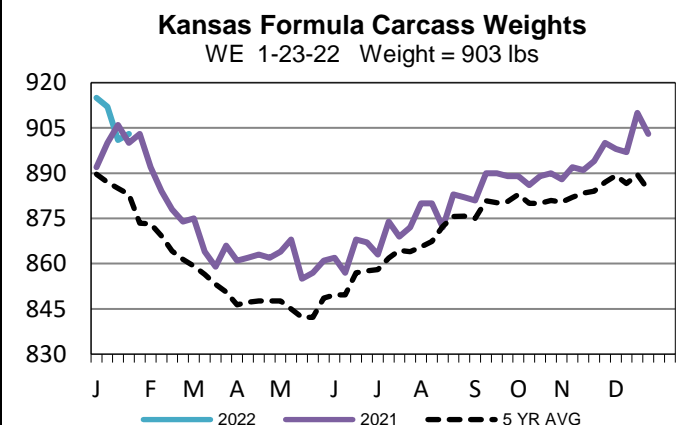
LM CT118	TX-OK-NM	LM CT109
Neg. Cash Volume:	0	Dressed Formula Vol: 16,443
Live Steer Avg:	N/A	Steer/Heifer Avg: \$217.32
Live Heifer Avg:	N/A	Dressed Neg. Grid Vol: 0
Dressed Steer Avg:	N/A	Steer/Heifer Avg: N/A
Dressed Heifer Avg:	N/A	TOTAL VOLUME: 16,443
LM CT106	TOTAL WK TO DATE VOLUME:	16,443
Committed:	27,764	Delivered: 15,639



LM CT121	KANSAS	LM CT109
Neg. Cash Volume:	0	Dressed Formula Vol: 16,972
Live Steer Avg:	N/A	Steer/Heifer Avg: \$216.60
Live Heifer Avg:	N/A	Dressed Neg. Grid Vol: 589
Dressed Steer Avg:	N/A	Steer/Heifer Avg: \$216.98
Dressed Heifer Avg:	N/A	TOTAL VOLUME: 17,561
LM CT106	TOTAL WK TO DATE VOLUME:	17,561
Committed:	16,596	Delivered: 18,426



LM CT124	NEBRASKA	LM CT109
Neg. Cash Volume:	0	Dressed Formula Vol: 6,435
Live Steer Avg:	N/A	Steer/Heifer Avg: \$221.87
Live Heifer Avg:	N/A	Dressed Neg. Grid Vol: 575
Dressed Steer Avg:	N/A	Steer/Heifer Avg: \$221.31
Dressed Heifer Avg:	N/A	TOTAL VOLUME: 7,010
LM CT106	TOTAL WK TO DATE VOLUME:	7,010
Committed:	19,632	Delivered: 18,657



LM CT134	COLORADO	LM CT109
Neg. Cash Volume:	0	Dressed Formula Vol: 6,175
Live Steer Avg:	N/A	Steer/Heifer Avg: \$218.90
Live Heifer Avg:	N/A	Dressed Neg. Grid Vol: 42
Dressed Steer Avg:	N/A	Steer/Heifer Avg: \$222.41
Dressed Heifer Avg:	N/A	TOTAL VOLUME: 6,217
LM CT106	TOTAL WK TO DATE VOLUME:	6,217
Committed:	646	Delivered: 9,309

LM CT137	IA-MN	LM CT109
Neg. Cash Volume:	429	Dressed Formula Vol: 755
Live Steer Avg:	\$136.00	Steer/Heifer Avg: \$219.30
Live Heifer Avg:	N/A	Dressed Neg. Grid Vol: 304
Dressed Steer Avg:	N/A	Steer/Heifer Avg: \$220.94
Dressed Heifer Avg:	\$217.00	TOTAL VOLUME: 1,488
LM CT106	TOTAL WK TO DATE VOLUME:	1,508
Committed:	9,471	Delivered: 8,278

USDA Livestock, Poultry and Grain Market News

St. Joseph, Missouri

Phone: 816-676-7000

stjoe.lpgmn@ams.usda.gov