

## Daily Direct Steer and Heifer Slaughter Cattle Summary

For Trade on:

Friday, January 21, 2022

<a href="#">LM CT100</a>	<b>5-AREA</b>	<a href="#">LM CT109</a>
<b>Neg. Cash Volume:</b>	6,821	<b>Dressed Formula Vol:</b> 54,586
Live Steer Avg:	\$138.39	Steer/Heifer Avg: \$218.85
Live Heifer Avg:	\$136.49	<b>Dressed Neg. Grid Vol:</b> 2,777
Dressed Steer Avg:	\$218.00	Steer/Heifer Avg: \$224.06
Dressed Heifer Avg:	\$218.00	<b>TOTAL VOLUME:</b> 64,184
<a href="#">LM CT106</a>	<b>TOTAL WK TO DATE VOLUME:</b>	<b>283,101</b>
<b>Committed:</b>	<b>61,191</b>	<b>Delivered:</b> 104,456

<a href="#">LM CT118</a>	<b>TX-OK-NM</b>	<a href="#">LM CT109</a>
<b>Neg. Cash Volume:</b>	234	<b>Dressed Formula Vol:</b> 14,162
Live Steer Avg:	N/A	Steer/Heifer Avg: \$216.12
Live Heifer Avg:	\$136.50	<b>Dressed Neg. Grid Vol:</b> 0
Dressed Steer Avg:	N/A	Steer/Heifer Avg: N/A
Dressed Heifer Avg:	N/A	<b>TOTAL VOLUME:</b> 14,396
<a href="#">LM CT106</a>	<b>TOTAL WK TO DATE VOLUME:</b>	<b>63,593</b>
<b>Committed:</b>	<b>4,157</b>	<b>Delivered:</b> 27,813

<a href="#">LM CT121</a>	<b>KANSAS</b>	<a href="#">LM CT109</a>
<b>Neg. Cash Volume:</b>	1,351	<b>Dressed Formula Vol:</b> 21,911
Live Steer Avg:	\$136.00	Steer/Heifer Avg: \$218.11
Live Heifer Avg:	\$136.00	<b>Dressed Neg. Grid Vol:</b> 148
Dressed Steer Avg:	N/A	Steer/Heifer Avg: \$217.25
Dressed Heifer Avg:	N/A	<b>TOTAL VOLUME:</b> 23,410
<a href="#">LM CT106</a>	<b>TOTAL WK TO DATE VOLUME:</b>	<b>87,911</b>
<b>Committed:</b>	<b>16,911</b>	<b>Delivered:</b> 31,694

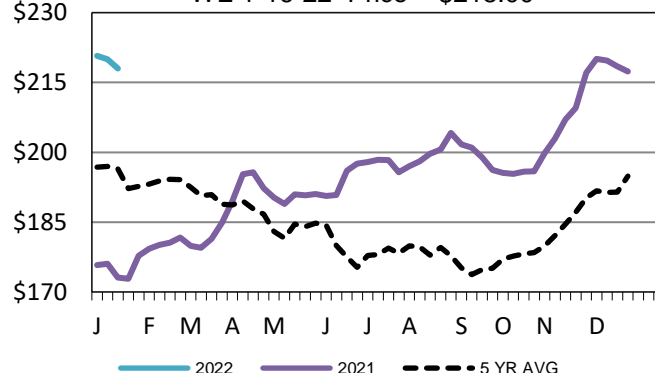
<a href="#">LM CT124</a>	<b>NEBRASKA</b>	<a href="#">LM CT109</a>
<b>Neg. Cash Volume:</b>	1,212	<b>Dressed Formula Vol:</b> 9,106
Live Steer Avg:	N/A	Steer/Heifer Avg: \$222.69
Live Heifer Avg:	N/A	<b>Dressed Neg. Grid Vol:</b> 1,777
Dressed Steer Avg:	\$218.00	Steer/Heifer Avg: \$223.30
Dressed Heifer Avg:	\$218.00	<b>TOTAL VOLUME:</b> 12,095
<a href="#">LM CT106</a>	<b>TOTAL WK TO DATE VOLUME:</b>	<b>67,202</b>
<b>Committed:</b>	<b>15,750</b>	<b>Delivered:</b> 21,374

<a href="#">LM CT134</a>	<b>COLORADO</b>	<a href="#">LM CT109</a>
<b>Neg. Cash Volume:</b>	0	<b>Dressed Formula Vol:</b> 5,901
Live Steer Avg:	N/A	Steer/Heifer Avg: \$221.51
Live Heifer Avg:	N/A	<b>Dressed Neg. Grid Vol:</b> 0
Dressed Steer Avg:	N/A	Steer/Heifer Avg: N/A
Dressed Heifer Avg:	N/A	<b>TOTAL VOLUME:</b> 5,901
<a href="#">LM CT106</a>	<b>TOTAL WK TO DATE VOLUME:</b>	<b>30,367</b>
<b>Committed:</b>	<b>14,377</b>	<b>Delivered:</b> 7,452

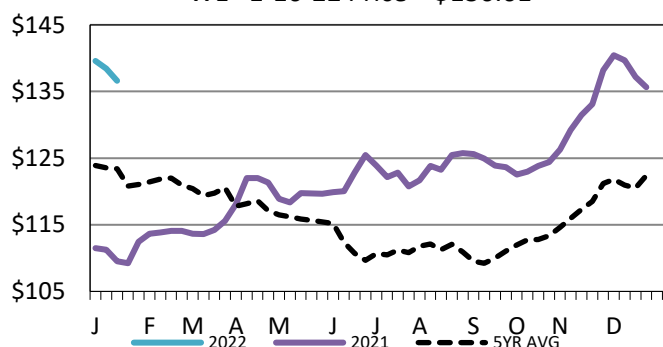
<a href="#">LM CT137</a>	<b>IA-MN</b>	<a href="#">LM CT109</a>
<b>Neg. Cash Volume:</b>	4,024	<b>Dressed Formula Vol:</b> 3,625
Live Steer Avg:	\$139.08	Steer/Heifer Avg: \$220.18
Live Heifer Avg:	\$139.00	<b>Dressed Neg. Grid Vol:</b> 852
Dressed Steer Avg:	N/A	Steer/Heifer Avg: \$226.81
Dressed Heifer Avg:	\$218.00	<b>TOTAL VOLUME:</b> 8,501
<a href="#">LM CT106</a>	<b>TOTAL WK TO DATE VOLUME:</b>	<b>34,428</b>
<b>Committed:</b>	<b>9,996</b>	<b>Delivered:</b> 16,123

Friday in Kansas cash trading was limited on light demand. A few live traded 1.00 lower at 136.00, when compared to Thursday. In the Texas Panhandle and Nebraska cash trading was mostly inactive on light demand. In the Western Cornbelt cash trading was limited on moderate. Not enough purchases in these regions for a market trend. In Texas Wednesday was the last reported market with live at 137.00. In Nebraska Thursday was the last reported live and dressed market from 137.00-138.00 and at 218.00, respectively. In the Western Cornbelt Thursday was last reported live market from 137.00-139.00. Tuesday was the last reported dressed market with trades at 218.00

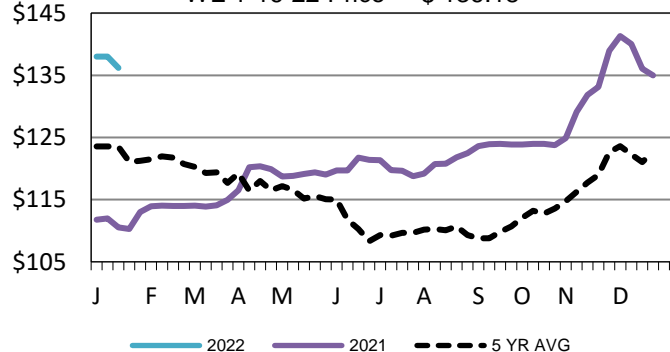
**Nebraska Weekly Dressed Steer Weighted Avg**  
WE 1-16-22 Price = \$218.00



**5-Area Live Steer Weighted Average**  
WE 1-16-22 Price = \$136.61



**TX-OK-NM Wkly Live Steer Wtd Avg**  
WE 1-16-22 Price = \$136.18



## USDA Livestock, Poultry and Grain Market News

St. Joseph, Missouri

Phone: 816-676-7000

[stjoe.lpgmn@ams.usda.gov](mailto:stjoe.lpgmn@ams.usda.gov)