

## Daily Direct Steer and Heifer Slaughter Cattle Summary

For Trade on:

Wednesday, January 19, 2022

<a href="#">LM CT100</a>	<b>5-AREA</b>	<a href="#">LM CT109</a>
<b>Neg. Cash Volume:</b>	15,738	<b>Dressed Formula Vol:</b> 23,315
Live Steer Avg:	\$137.09	Steer/Heifer Avg: \$220.76
Live Heifer Avg:	\$137.36	<b>Dressed Neg. Grid Vol:</b> 1,761
Dressed Steer Avg:	\$217.95	Steer/Heifer Avg: \$221.71
Dressed Heifer Avg:	\$218.00	<b>TOTAL VOLUME:</b> 40,814
<a href="#">LM CT106</a>	<b>TOTAL WK TO DATE VOLUME:</b>	<b>164,765</b>
<b>Committed:</b>	<b>96,816</b>	<b>Delivered:</b> 65,109

<a href="#">LM CT118</a>	<b>TX-OK-NM</b>	<a href="#">LM CT109</a>
<b>Neg. Cash Volume:</b>	2,244	<b>Dressed Formula Vol:</b> 6,814
Live Steer Avg:	\$137.00	Steer/Heifer Avg: \$219.97
Live Heifer Avg:	\$137.00	<b>Dressed Neg. Grid Vol:</b> 0
Dressed Steer Avg:	N/A	Steer/Heifer Avg: N/A
Dressed Heifer Avg:	N/A	<b>TOTAL VOLUME:</b> 9,058
<a href="#">LM CT106</a>	<b>TOTAL WK TO DATE VOLUME:</b>	<b>38,100</b>
<b>Committed:</b>	<b>26,380</b>	<b>Delivered:</b> 14,195

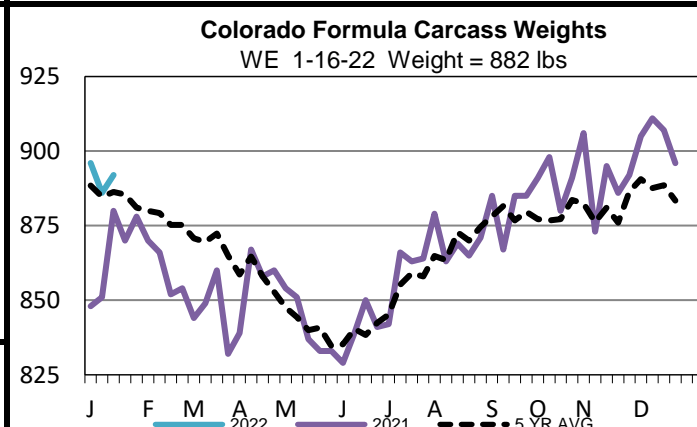
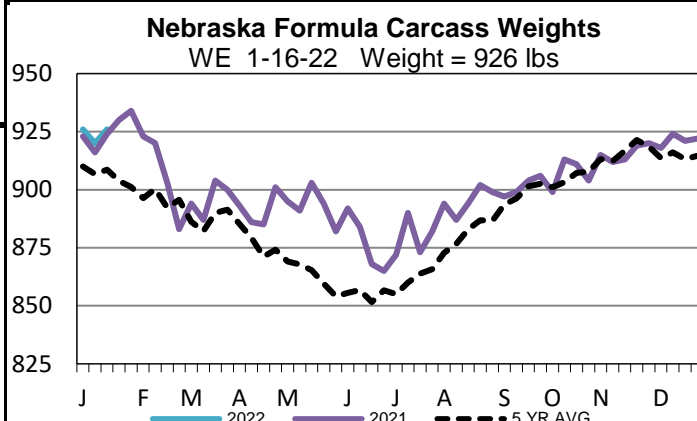
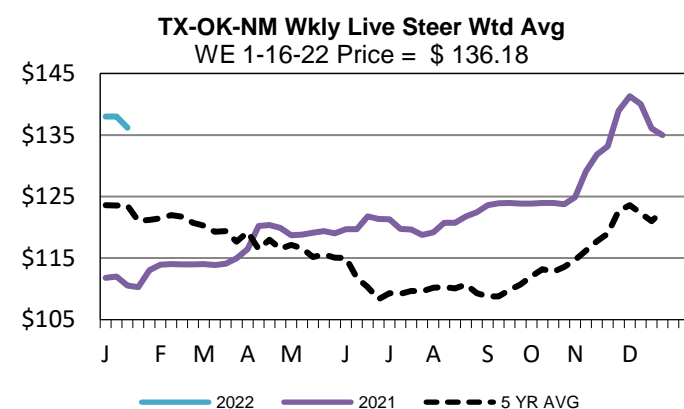
<a href="#">LM CT121</a>	<b>KANSAS</b>	<a href="#">LM CT109</a>
<b>Neg. Cash Volume:</b>	3,869	<b>Dressed Formula Vol:</b> 6,897
Live Steer Avg:	\$136.72	Steer/Heifer Avg: \$218.65
Live Heifer Avg:	\$136.75	<b>Dressed Neg. Grid Vol:</b> 809
Dressed Steer Avg:	N/A	Steer/Heifer Avg: \$219.05
Dressed Heifer Avg:	N/A	<b>TOTAL VOLUME:</b> 11,575
<a href="#">LM CT106</a>	<b>TOTAL WK TO DATE VOLUME:</b>	<b>50,154</b>
<b>Committed:</b>	<b>25,942</b>	<b>Delivered:</b> 17,494

<a href="#">LM CT124</a>	<b>NEBRASKA</b>	<a href="#">LM CT109</a>
<b>Neg. Cash Volume:</b>	8,013	<b>Dressed Formula Vol:</b> 5,478
Live Steer Avg:	\$137.56	Steer/Heifer Avg: \$222.68
Live Heifer Avg:	\$137.62	<b>Dressed Neg. Grid Vol:</b> 445
Dressed Steer Avg:	\$218.00	Steer/Heifer Avg: \$219.43
Dressed Heifer Avg:	\$218.00	<b>TOTAL VOLUME:</b> 13,936
<a href="#">LM CT106</a>	<b>TOTAL WK TO DATE VOLUME:</b>	<b>42,677</b>
<b>Committed:</b>	<b>27,277</b>	<b>Delivered:</b> 17,635

<a href="#">LM CT134</a>	<b>COLORADO</b>	<a href="#">LM CT109</a>
<b>Neg. Cash Volume:</b>	0	<b>Dressed Formula Vol:</b> 1,871
Live Steer Avg:	N/A	Steer/Heifer Avg: \$227.25
Live Heifer Avg:	N/A	<b>Dressed Neg. Grid Vol:</b> 43
Dressed Steer Avg:	N/A	Steer/Heifer Avg: \$221.48
Dressed Heifer Avg:	N/A	<b>TOTAL VOLUME:</b> 1,914
<a href="#">LM CT106</a>	<b>TOTAL WK TO DATE VOLUME:</b>	<b>20,342</b>
<b>Committed:</b>	<b>12,350</b>	<b>Delivered:</b> 8,185

<a href="#">LM CT137</a>	<b>IA-MN</b>	<a href="#">LM CT109</a>
<b>Neg. Cash Volume:</b>	1,612	<b>Dressed Formula Vol:</b> 2,255
Live Steer Avg:	\$137.59	Steer/Heifer Avg: \$221.85
Live Heifer Avg:	\$138.00	<b>Dressed Neg. Grid Vol:</b> 464
Dressed Steer Avg:	\$217.74	Steer/Heifer Avg: \$228.56
Dressed Heifer Avg:	\$218.00	<b>TOTAL VOLUME:</b> 4,331
<a href="#">LM CT106</a>	<b>TOTAL WK TO DATE VOLUME:</b>	<b>13,592</b>
<b>Committed:</b>	<b>4,867</b>	<b>Delivered:</b> 7,600

Wednesday cash trading was slow with moderate demand in the Southern Plains and Nebraska. In Texas live traded steady to 1.00 higher at 137.00, compared to last week. In Kansas live traded steady at 137.00, compared to Tuesday. In Nebraska, compared to last week, live traded steady to 1.00 higher from 137.00-138.00 and dressed traded steady at 218.00, compared to Tuesday. Wednesday in the Western Cornbelt cash trading was limited on light demand. Tuesday saw dressed trade at 218.00 and live last week traded at 138.00.



## USDA Livestock, Poultry and Grain Market News

St. Joseph, Missouri

Phone: 816-676-7000

[stjoe.lpgmn@ams.usda.gov](mailto:stjoe.lpgmn@ams.usda.gov)