

Daily Direct Steer and Heifer Slaughter Cattle Summary

For Trade on:

Tuesday, January 18, 2022

LM CT100	5-AREA	LM CT109
Neg. Cash Volume:	20,790	Dressed Formula Vol: 49,500
Live Steer Avg:	\$136.70	Steer/Heifer Avg: \$223.94
Live Heifer Avg:	\$136.88	Dressed Neg. Grid Vol: 2,421
Dressed Steer Avg:	\$217.89	Steer/Heifer Avg: \$220.58
Dressed Heifer Avg:	\$217.97	TOTAL VOLUME: 72,711
LM CT106	TOTAL WK TO DATE VOLUME:	123,951
Committed:	77,367	Delivered: 65,059

LM CT118	TX-OK-NM	LM CT109
Neg. Cash Volume:	225	Dressed Formula Vol: 15,065
Live Steer Avg:	\$137.00	Steer/Heifer Avg: \$219.97
Live Heifer Avg:	\$137.00	Dressed Neg. Grid Vol: 0
Dressed Steer Avg:	N/A	Steer/Heifer Avg: N/A
Dressed Heifer Avg:	N/A	TOTAL VOLUME: 15,290
LM CT106	TOTAL WK TO DATE VOLUME:	29,042
Committed:	9,360	Delivered: 14,834

LM CT121	KANSAS	LM CT109
Neg. Cash Volume:	5,549	Dressed Formula Vol: 13,684
Live Steer Avg:	\$136.61	Steer/Heifer Avg: \$220.86
Live Heifer Avg:	\$136.83	Dressed Neg. Grid Vol: 1,432
Dressed Steer Avg:	\$217.00	Steer/Heifer Avg: \$218.00
Dressed Heifer Avg:	N/A	TOTAL VOLUME: 20,665
LM CT106	TOTAL WK TO DATE VOLUME:	38,579
Committed:	32,398	Delivered: 19,651

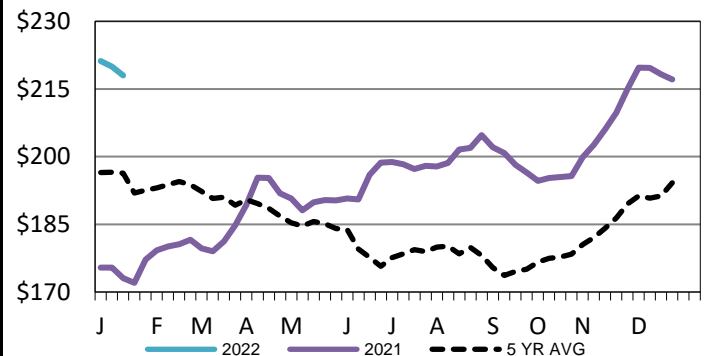
LM CT124	NEBRASKA	LM CT109
Neg. Cash Volume:	11,158	Dressed Formula Vol: 9,112
Live Steer Avg:	\$136.32	Steer/Heifer Avg: \$230.74
Live Heifer Avg:	\$136.90	Dressed Neg. Grid Vol: 524
Dressed Steer Avg:	\$217.91	Steer/Heifer Avg: \$222.71
Dressed Heifer Avg:	\$218.00	TOTAL VOLUME: 20,794
LM CT106	TOTAL WK TO DATE VOLUME:	28,741
Committed:	22,266	Delivered: 17,383

LM CT134	COLORADO	LM CT109
Neg. Cash Volume:	0	Dressed Formula Vol: 9,133
Live Steer Avg:	N/A	Steer/Heifer Avg: \$228.42
Live Heifer Avg:	N/A	Dressed Neg. Grid Vol: 0
Dressed Steer Avg:	N/A	Steer/Heifer Avg: N/A
Dressed Heifer Avg:	N/A	TOTAL VOLUME: 9,133
LM CT106	TOTAL WK TO DATE VOLUME:	18,428
Committed:	5,264	Delivered: 7,244

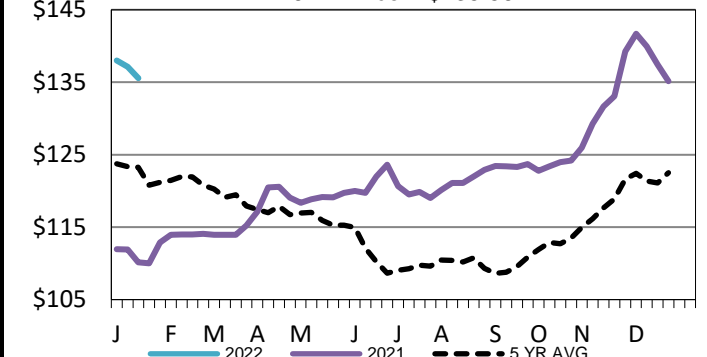
LM CT137	IA-MN	LM CT109
Neg. Cash Volume:	3,858	Dressed Formula Vol: 2,544
Live Steer Avg:	\$137.48	Steer/Heifer Avg: \$223.53
Live Heifer Avg:	\$137.00	Dressed Neg. Grid Vol: 465
Dressed Steer Avg:	\$217.86	Steer/Heifer Avg: \$226.10
Dressed Heifer Avg:	\$217.89	TOTAL VOLUME: 6,867
LM CT106	TOTAL WK TO DATE VOLUME:	9,261
Committed:	8,079	Delivered: 5,947

Tuesday in Kansas, Nebraska and Western Cornbelt cash trading was slow with moderate demand. In Kansas live traded 1.00 higher from 136.00-137.00. In Nebraska live traded steady at 137.00, on a light test. Dressed traded steady at 218.00. In the Western Cornbelt dressed traded steady at 218.00, on a light test. Not enough live for a market trend. Last week live purchases traded at 138.00. On Tuesday in Texas cash trading was mostly inactive on light demand. Not enough for a market trend. Last week live traded from 136.00-137.00.

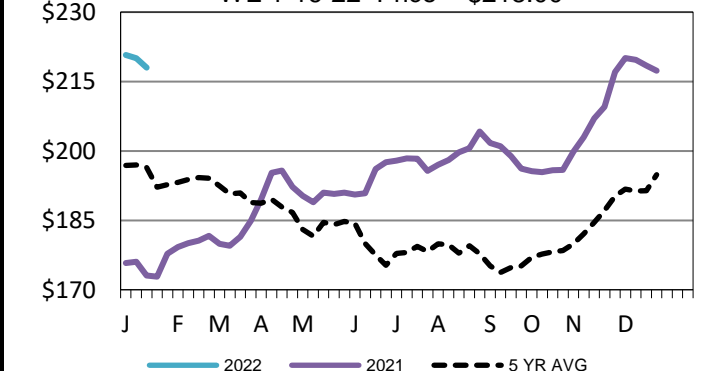
Iowa-Minnesota Wkly Dress Steer Wtd Avg
WE 1-16-22 Price = \$218.00



Kansas Weekly Live Steer Weighted Average
WE 1-16-22 Price = \$135.56



Nebraska Weekly Dressed Steer Weighted Avg
WE 1-16-22 Price = \$218.00



USDA Livestock, Poultry and Grain Market News

St. Joseph, Missouri

Phone: 816-676-7000

stjoe.lpgmn@ams.usda.gov