

Daily Direct Steer and Heifer Slaughter Cattle Summary

For Trade on:

Monday, January 17, 2022

LM CT100	5-AREA	LM CT109
Neg. Cash Volume:	2,054	Dressed Formula Vol: 45,942
Live Steer Avg:	\$137.00	Steer/Heifer Avg: \$220.79
Live Heifer Avg:	\$137.00	Dressed Neg. Grid Vol: 3,244
Dressed Steer Avg:	\$218.00	Steer/Heifer Avg: \$219.12
Dressed Heifer Avg:	\$218.00	TOTAL VOLUME: 51,240
LM CT106	TOTAL WK TO DATE VOLUME:	51,240
Committed:	88,510	Delivered: 68,239

LM CT118	TX-OK-NM	LM CT109
Neg. Cash Volume:	971	Dressed Formula Vol: 12,450
Live Steer Avg:	\$137.00	Steer/Heifer Avg: \$219.81
Live Heifer Avg:	\$137.00	Dressed Neg. Grid Vol: 331
Dressed Steer Avg:	N/A	Steer/Heifer Avg: \$218.57
Dressed Heifer Avg:	N/A	TOTAL VOLUME: 13,752
LM CT106	TOTAL WK TO DATE VOLUME:	13,752
Committed:	29,906	Delivered: 15,525

LM CT121	KANSAS	LM CT109
Neg. Cash Volume:	880	Dressed Formula Vol: 15,690
Live Steer Avg:	\$137.00	Steer/Heifer Avg: \$218.45
Live Heifer Avg:	\$137.00	Dressed Neg. Grid Vol: 1,344
Dressed Steer Avg:	N/A	Steer/Heifer Avg: \$217.47
Dressed Heifer Avg:	N/A	TOTAL VOLUME: 17,914
LM CT106	TOTAL WK TO DATE VOLUME:	17,914
Committed:	23,717	Delivered: 19,966

LM CT124	NEBRASKA	LM CT109
Neg. Cash Volume:	156	Dressed Formula Vol: 7,182
Live Steer Avg:	N/A	Steer/Heifer Avg: \$224.75
Live Heifer Avg:	N/A	Dressed Neg. Grid Vol: 609
Dressed Steer Avg:	N/A	Steer/Heifer Avg: \$222.43
Dressed Heifer Avg:	\$218.00	TOTAL VOLUME: 7,947
LM CT106	TOTAL WK TO DATE VOLUME:	7,947
Committed:	22,539	Delivered: 13,842

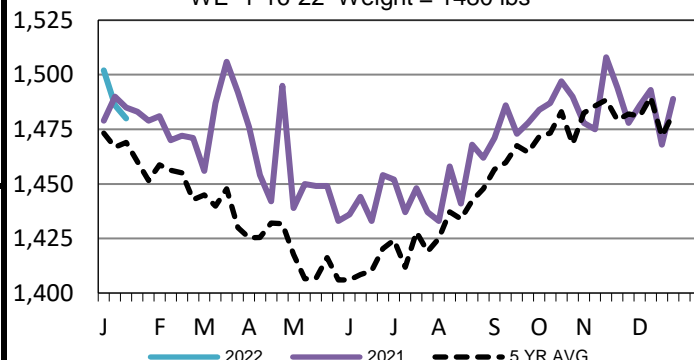
LM CT134	COLORADO	LM CT109
Neg. Cash Volume:	0	Dressed Formula Vol: 8,921
Live Steer Avg:	N/A	Steer/Heifer Avg: \$222.67
Live Heifer Avg:	N/A	Dressed Neg. Grid Vol: 374
Dressed Steer Avg:	N/A	Steer/Heifer Avg: \$218.80
Dressed Heifer Avg:	N/A	TOTAL VOLUME: 9,295
LM CT106	TOTAL WK TO DATE VOLUME:	9,295
Committed:	1,639	Delivered: 9,912

LM CT137	IA-MN	LM CT109
Neg. Cash Volume:	47	Dressed Formula Vol: 1,761
Live Steer Avg:	N/A	Steer/Heifer Avg: \$223.60
Live Heifer Avg:	N/A	Dressed Neg. Grid Vol: 586
Dressed Steer Avg:	\$218.00	Steer/Heifer Avg: \$219.96
Dressed Heifer Avg:	N/A	TOTAL VOLUME: 2,394
LM CT106	TOTAL WK TO DATE VOLUME:	2,394
Committed:	10,709	Delivered: 8,994

For Monday negotiated cash trading was mostly inactive on light demand in the Southern Plains, Nebraska and Western Cornbelt. Not enough purchases for a market trend. Last week in the Texas Panhandle live purchases traded from 136.00-137.00. In Kansas live purchases traded from 135.00-136.00. For the prior week in Nebraska live and dressed purchases traded at 137.00 and 218.00, respectively. In the Western Cornbelt live and dressed purchases traded at 138.00 and 218.00, respectively.

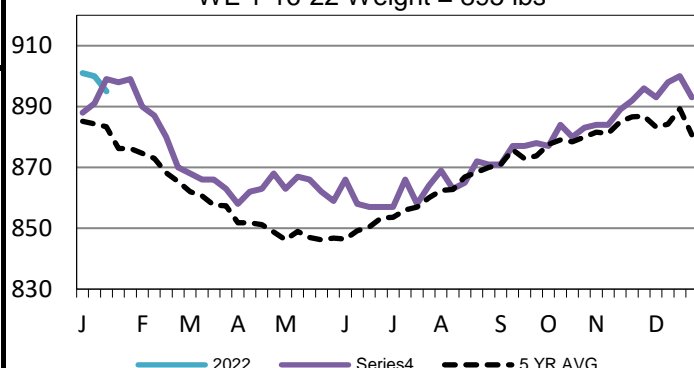
5-Area Negotiated Cash Live Steer Weights

WE 1-16-22 Weight = 1480 lbs



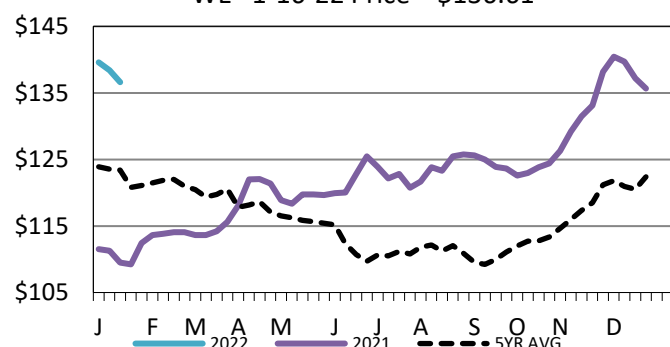
5-Area Formula Carcass Weight

WE 1-16-22 Weight = 895 lbs



5-Area Live Steer Weighted Average

WE 1-16-22 Price = \$136.61



USDA Livestock, Poultry and Grain Market News

St. Joseph, Missouri

Phone: 816-676-7000

stjoe.lpgmn@ams.usda.gov