

Daily Direct Steer and Heifer Slaughter Cattle Summary

For Trade on:

Friday, January 14, 2022

LM CT100	5-AREA	LM CT109
Neg. Cash Volume:	3,991	Dressed Formula Vol: 46,527
Live Steer Avg:	\$137.15	Steer/Heifer Avg: \$221.53
Live Heifer Avg:	\$138.00	Dressed Neg. Grid Vol: 1,247
Dressed Steer Avg:	\$218.00	Steer/Heifer Avg: \$220.29
Dressed Heifer Avg:	\$217.33	TOTAL VOLUME: 51,765
LM CT106	TOTAL WK TO DATE VOLUME:	264,822
Committed:	71,546	Delivered: 91,782

LM CT118	TX-OK-NM	LM CT109
Neg. Cash Volume:	84	Dressed Formula Vol: 10,764
Live Steer Avg:	N/A	Steer/Heifer Avg: \$218.90
Live Heifer Avg:	N/A	Dressed Neg. Grid Vol: 0
Dressed Steer Avg:	N/A	Steer/Heifer Avg: N/A
Dressed Heifer Avg:	N/A	TOTAL VOLUME: 10,848
LM CT106	TOTAL WK TO DATE VOLUME:	62,214
Committed:	13,806	Delivered: 24,024

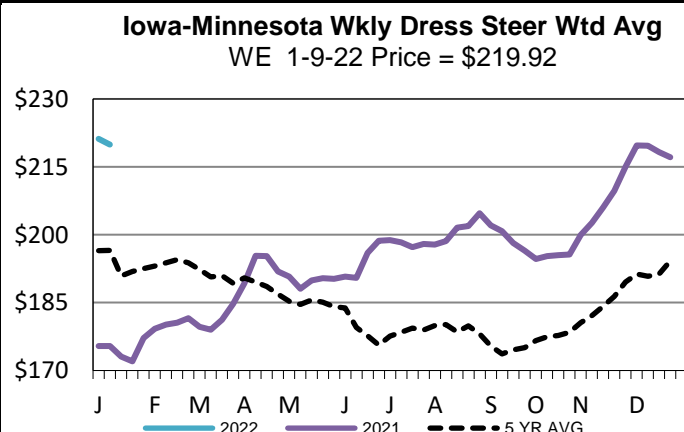
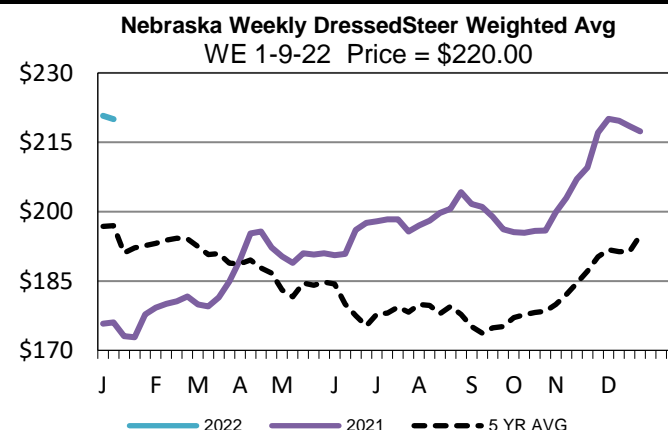
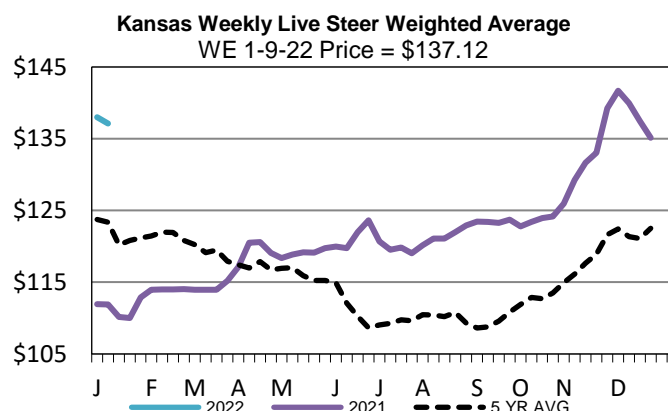
LM CT121	KANSAS	LM CT109
Neg. Cash Volume:	295	Dressed Formula Vol: 20,124
Live Steer Avg:	\$135.00	Steer/Heifer Avg: \$220.57
Live Heifer Avg:	N/A	Dressed Neg. Grid Vol: 126
Dressed Steer Avg:	N/A	Steer/Heifer Avg: \$218.31
Dressed Heifer Avg:	N/A	TOTAL VOLUME: 20,545
LM CT106	TOTAL WK TO DATE VOLUME:	88,104
Committed:	24,051	Delivered: 29,591

LM CT124	NEBRASKA	LM CT109
Neg. Cash Volume:	2093	Dressed Formula Vol: 7,289
Live Steer Avg:	N/A	Steer/Heifer Avg: \$224.73
Live Heifer Avg:	N/A	Dressed Neg. Grid Vol: 209
Dressed Steer Avg:	\$218.00	Steer/Heifer Avg: \$221.21
Dressed Heifer Avg:	N/A	TOTAL VOLUME: 9,591
LM CT106	TOTAL WK TO DATE VOLUME:	60,552
Committed:	10,709	Delivered: 16,072

LM CT134	COLORADO	LM CT109
Neg. Cash Volume:	0	Dressed Formula Vol: 5,280
Live Steer Avg:	N/A	Steer/Heifer Avg: \$225.01
Live Heifer Avg:	N/A	Dressed Neg. Grid Vol: 243
Dressed Steer Avg:	N/A	Steer/Heifer Avg: \$216.17
Dressed Heifer Avg:	N/A	TOTAL VOLUME: 5,523
LM CT106	TOTAL WK TO DATE VOLUME:	25,733
Committed:	16,589	Delivered: 9,296

LM CT137	IA-MN	LM CT109
Neg. Cash Volume:	1,519	Dressed Formula Vol: 2,991
Live Steer Avg:	\$138.21	Steer/Heifer Avg: \$223.63
Live Heifer Avg:	\$138.00	Dressed Neg. Grid Vol: 669
Dressed Steer Avg:	N/A	Steer/Heifer Avg: \$221.87
Dressed Heifer Avg:	\$217.33	TOTAL VOLUME: 5,179
LM CT106	TOTAL WK TO DATE VOLUME:	28,640
Committed:	6,391	Delivered: 12,799

For Friday cash trading was limited on light demand in Kansas, Nebraska and Western Cornbelt. In the Texas Panhandle cash trading was at a standstill. The last reported market in any region was on Wednesday. In the Texas Panhandle, live purchases traded from 136.00-137.00. In Kansas live purchases traded from 135.00-136.00. In Nebraska live and dressed purchases traded at 137.00 and 218.00, respectively. On Wednesday in the Western Cornbelt live and dressed purchases traded from 137.00-138.00 and at 218.00, respectively.



USDA Livestock, Poultry and Grain Market News

St. Joseph, Missouri

Phone: 816-676-7000

stjoe.lpgmn@ams.usda.gov