

Daily Direct Steer and Heifer Slaughter Cattle Summary

For Trade on:

Wednesday, January 12, 2022

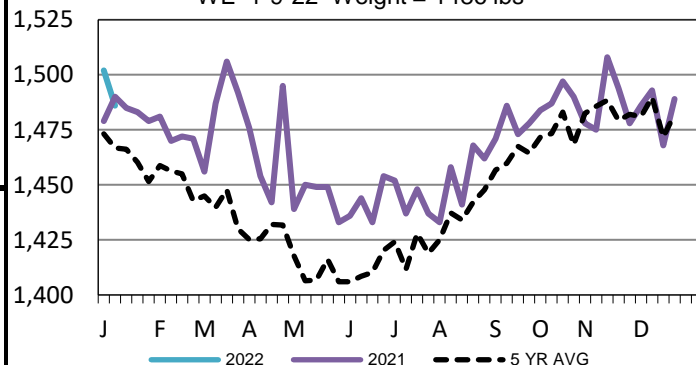
LM CT100	5-AREA	LM CT109
Neg. Cash Volume:	26,307	Dressed Formula Vol: 28,252
Live Steer Avg:	\$136.49	Steer/Heifer Avg: \$224.90
Live Heifer Avg:	\$136.70	Dressed Neg. Grid Vol: 1,666
Dressed Steer Avg:	\$218.00	Steer/Heifer Avg: \$224.44
Dressed Heifer Avg:	\$218.00	TOTAL VOLUME: 56,225
LM CT106	TOTAL WK TO DATE VOLUME:	167,372
Committed:	71,511	Delivered: 61,385

For Wednesday cash trading in the Southern Plains was slow with light to moderate demand. In the Texas Panhandle, thus far for the week, live traded 1.00-2.00 lower from 136.00-137.00. In Kansas, compared to the last reported market on Tuesday, live purchases traded steady to 1.00 lower from 135.00-136.00. In Nebraska and Western Cornbelt negotiated cash trading has been slow on moderate demand. In Nebraska, compared to last week, live purchases traded 1.00-3.00 lower at 137.00 and dressed purchases traded 2.00 lower at 218.00. In the Western Cornbelt, compared to the prior week, live purchases traded steady to 3.00 lower from 137.00-138.00 and dressed purchases traded 2.00 lower at 218.00. A light of purchases was noted in all regions.

LM CT118	TX-OK-NM	LM CT109
Neg. Cash Volume:	2,068	Dressed Formula Vol: 6,842
Live Steer Avg:	\$135.82	Steer/Heifer Avg: \$220.23
Live Heifer Avg:	\$136.63	Dressed Neg. Grid Vol: 0
Dressed Steer Avg:	N/A	Steer/Heifer Avg: N/A
Dressed Heifer Avg:	N/A	TOTAL VOLUME: 8,910
LM CT106	TOTAL WK TO DATE VOLUME:	38,220
Committed:	8,530	Delivered: 16,235

5-Area Negotiated Cash Live Steer Weights

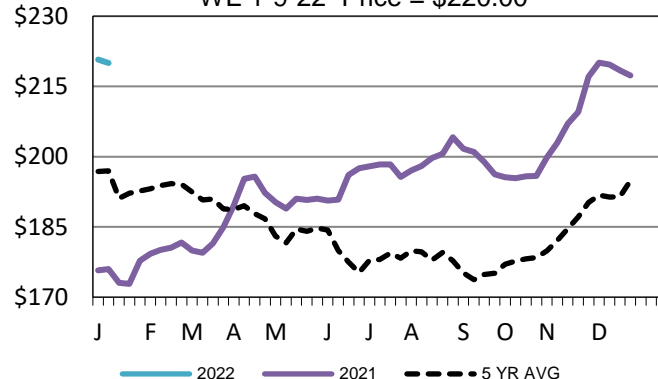
WE 1-9-22 Weight = 1486 lbs



LM CT121	KANSAS	LM CT109
Neg. Cash Volume:	5,205	Dressed Formula Vol: 7,027
Live Steer Avg:	\$135.19	Steer/Heifer Avg: \$222.54
Live Heifer Avg:	\$135.72	Dressed Neg. Grid Vol: 53
Dressed Steer Avg:	\$218.00	Steer/Heifer Avg: \$208.40
Dressed Heifer Avg:	N/A	TOTAL VOLUME: 12,285
LM CT106	TOTAL WK TO DATE VOLUME:	55,806
Committed:	9,848	Delivered: 16,013

Nebraska Weekly Dressed Steer Weighted Avg

WE 1-9-22 Price = \$220.00

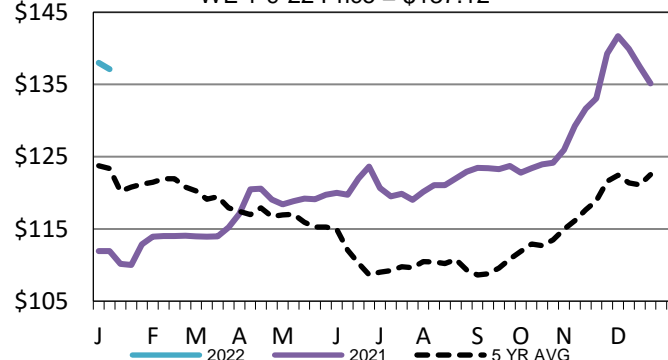


LM CT124	NEBRASKA	LM CT109
Neg. Cash Volume:	11032	Dressed Formula Vol: 8,027
Live Steer Avg:	\$137.38	Steer/Heifer Avg: \$227.12
Live Heifer Avg:	\$137.00	Dressed Neg. Grid Vol: 884
Dressed Steer Avg:	\$218.00	Steer/Heifer Avg: \$221.66
Dressed Heifer Avg:	\$218.00	TOTAL VOLUME: 19,943
LM CT106	TOTAL WK TO DATE VOLUME:	41,245
Committed:	29,593	Delivered: 12,294

LM CT134	COLORADO	LM CT109
Neg. Cash Volume:	0	Dressed Formula Vol: 4,717
Live Steer Avg:	N/A	Steer/Heifer Avg: \$232.83
Live Heifer Avg:	N/A	Dressed Neg. Grid Vol: 0
Dressed Steer Avg:	N/A	Steer/Heifer Avg: N/A
Dressed Heifer Avg:	N/A	TOTAL VOLUME: 4,717
LM CT106	TOTAL WK TO DATE VOLUME:	15,859
Committed:	7,708	Delivered: 9,479

Kansas Weekly Live Steer Weighted Average

WE 1-9-22 Price = \$137.12



LM CT137	IA-MN	LM CT109
Neg. Cash Volume:	8,002	Dressed Formula Vol: 1,712
Live Steer Avg:	\$137.88	Steer/Heifer Avg: \$221.85
Live Heifer Avg:	\$137.35	Dressed Neg. Grid Vol: 729
Dressed Steer Avg:	\$218.00	Steer/Heifer Avg: \$228.98
Dressed Heifer Avg:	\$218.00	TOTAL VOLUME: 10,443
LM CT106	TOTAL WK TO DATE VOLUME:	16,434
Committed:	15,832	Delivered: 7,364

USDA Livestock, Poultry and Grain Market News

St. Joseph, Missouri

Phone: 816-676-7000

stjoe.lpgmn@ams.usda.gov