

Daily Direct Steer and Heifer Slaughter Cattle Summary

For Trade on:

Tuesday, January 11, 2022

LM CT100	5-AREA	LM CT109
Neg. Cash Volume:	10,660	Dressed Formula Vol: 34,924
Live Steer Avg:	\$136.43	Steer/Heifer Avg: \$224.67
Live Heifer Avg:	\$136.34	Dressed Neg. Grid Vol: 1,699
Dressed Steer Avg:	\$218.00	Steer/Heifer Avg: \$218.38
Dressed Heifer Avg:	\$218.00	TOTAL VOLUME: 47,283
LM CT106	TOTAL WK TO DATE VOLUME:	111,147
Committed:	82,318	Delivered: 62,723

LM CT118	TX-OK-NM	LM CT109
Neg. Cash Volume:	1,067	Dressed Formula Vol: 11,299
Live Steer Avg:	\$136.67	Steer/Heifer Avg: \$222.98
Live Heifer Avg:	\$137.00	Dressed Neg. Grid Vol: 251
Dressed Steer Avg:	N/A	Steer/Heifer Avg: \$219.91
Dressed Heifer Avg:	N/A	TOTAL VOLUME: 12,617
LM CT106	TOTAL WK TO DATE VOLUME:	29,310
Committed:	24,243	Delivered: 14,375

LM CT121	KANSAS	LM CT109
Neg. Cash Volume:	6,306	Dressed Formula Vol: 9,739
Live Steer Avg:	\$135.79	Steer/Heifer Avg: \$221.45
Live Heifer Avg:	\$136.04	Dressed Neg. Grid Vol: 528
Dressed Steer Avg:	N/A	Steer/Heifer Avg: \$216.04
Dressed Heifer Avg:	N/A	TOTAL VOLUME: 16,573
LM CT106	TOTAL WK TO DATE VOLUME:	43,521
Committed:	32,514	Delivered: 15,385

LM CT124	NEBRASKA	LM CT109
Neg. Cash Volume:	3175	Dressed Formula Vol: 7,071
Live Steer Avg:	\$138.31	Steer/Heifer Avg: \$229.61
Live Heifer Avg:	\$137.00	Dressed Neg. Grid Vol: 402
Dressed Steer Avg:	\$218.00	Steer/Heifer Avg: \$220.86
Dressed Heifer Avg:	\$218.00	TOTAL VOLUME: 10,648
LM CT106	TOTAL WK TO DATE VOLUME:	21,302
Committed:	14,343	Delivered: 17,325

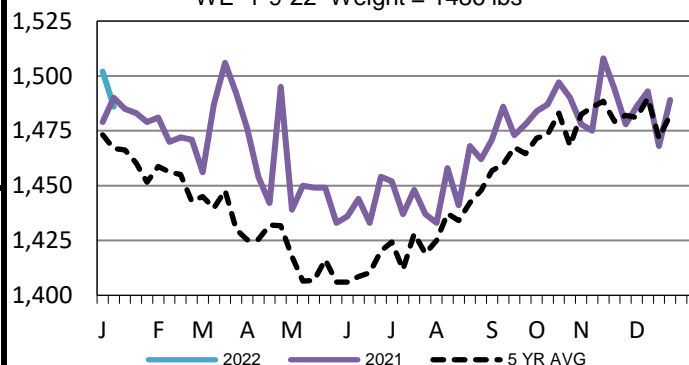
LM CT134	COLORADO	LM CT109
Neg. Cash Volume:	0	Dressed Formula Vol: 4,115
Live Steer Avg:	N/A	Steer/Heifer Avg: \$228.33
Live Heifer Avg:	N/A	Dressed Neg. Grid Vol: 170
Dressed Steer Avg:	N/A	Steer/Heifer Avg: \$216.91
Dressed Heifer Avg:	N/A	TOTAL VOLUME: 4,285
LM CT106	TOTAL WK TO DATE VOLUME:	11,142
Committed:	6,331	Delivered: 8,558

LM CT137	IA-MN	LM CT109
Neg. Cash Volume:	112	Dressed Formula Vol: 2,766
Live Steer Avg:	N/A	Steer/Heifer Avg: \$224.85
Live Heifer Avg:	N/A	Dressed Neg. Grid Vol: 348
Dressed Steer Avg:	N/A	Steer/Heifer Avg: \$218.68
Dressed Heifer Avg:	N/A	TOTAL VOLUME: 3,226
LM CT106	TOTAL WK TO DATE VOLUME:	5,991
Committed:	4,887	Delivered: 7,080

For Tuesday in Kansas negotiated cash trading was slow with light demand. Compared to last week live purchases ranged from 135.00- 136.00, mostly steady to 2.00 lower at 136.00. On Tuesday in the Texas Panhandle and Nebraska negotiated cash trading was limited on light demand. In the Western Cornbelt cash trading was mostly inactive on very light demand. Not enough purchases in these regions for a full market trend. Latest established market was last week in these regions. In the Texas Panhandle live purchases traded at 138.00. In Nebraska and Western Cornbelt live and dressed purchases traded from 138.00-140.00 and at 220.00, respectively.

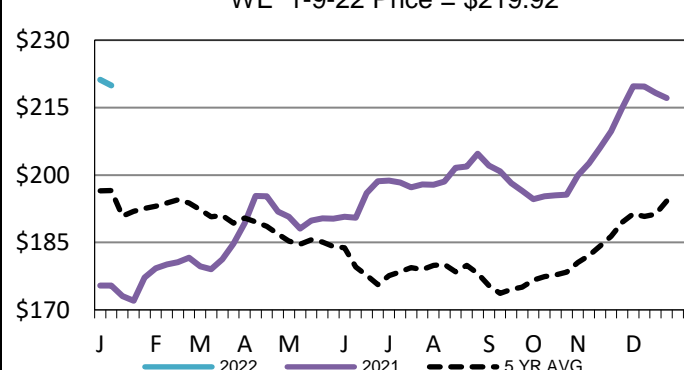
5-Area Negotiated Cash Live Steer Weights

WE 1-9-22 Weight = 1486 lbs



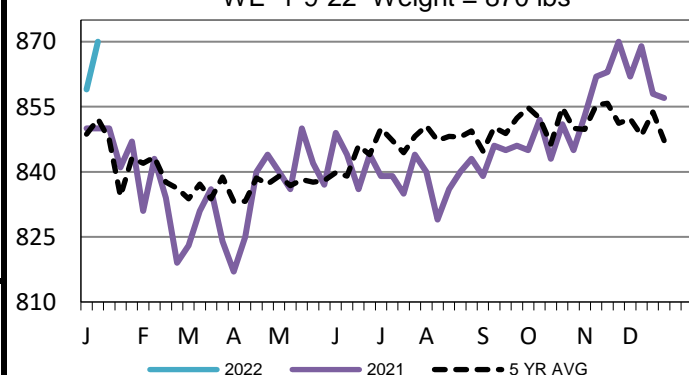
Iowa-Minnesota Wkly Dress Steer Wtd Avg

WE 1-9-22 Price = \$219.92



TX-OK-NM Formula Carcass Weights

WE 1-9-22 Weight = 870 lbs



USDA Livestock, Poultry and Grain Market News

St. Joseph, Missouri

Phone: 816-676-7000

stjoe.lpgmn@ams.usda.gov