

Daily Direct Steer and Heifer Slaughter Cattle Summary

For Trade on:

Wednesday, January 05, 2022

LM CT100	5-AREA	LM CT109
Neg. Cash Volume:	27,344	Dressed Formula Vol: 33,884
Live Steer Avg:	\$138.71	Steer/Heifer Avg: \$223.53
Live Heifer Avg:	\$138.31	Dressed Neg. Grid Vol: 2,707
Dressed Steer Avg:	\$220.00	Steer/Heifer Avg: \$223.57
Dressed Heifer Avg:	\$219.98	TOTAL VOLUME: 63,935
LM CT106	TOTAL WK TO DATE VOLUME:	137,549
Committed:	93,916	Delivered: 62,652

LM CT118	TX-OK-NM	LM CT109
Neg. Cash Volume:	3,627	Dressed Formula Vol: 12,643
Live Steer Avg:	\$138.00	Steer/Heifer Avg: \$218.27
Live Heifer Avg:	\$137.65	Dressed Neg. Grid Vol: 0
Dressed Steer Avg:	N/A	Steer/Heifer Avg: N/A
Dressed Heifer Avg:	N/A	TOTAL VOLUME: 16,270
LM CT106	TOTAL WK TO DATE VOLUME:	31,473
Committed:	17,613	Delivered: 17,198

LM CT121	KANSAS	LM CT109
Neg. Cash Volume:	2,513	Dressed Formula Vol: 10,991
Live Steer Avg:	\$138.00	Steer/Heifer Avg: \$221.21
Live Heifer Avg:	\$138.00	Dressed Neg. Grid Vol: 934
Dressed Steer Avg:	N/A	Steer/Heifer Avg: \$225.65
Dressed Heifer Avg:	\$219.27	TOTAL VOLUME: 14,438
LM CT106	TOTAL WK TO DATE VOLUME:	46,550
Committed:	26,623	Delivered: 16,277

LM CT124	NEBRASKA	LM CT109
Neg. Cash Volume:	13,490	Dressed Formula Vol: 5,066
Live Steer Avg:	\$139.02	Steer/Heifer Avg: \$228.31
Live Heifer Avg:	\$138.00	Dressed Neg. Grid Vol: 1,444
Dressed Steer Avg:	\$220.00	Steer/Heifer Avg: \$221.86
Dressed Heifer Avg:	\$220.00	TOTAL VOLUME: 20,000
LM CT106	TOTAL WK TO DATE VOLUME:	33,641
Committed:	31,788	Delivered: 13,778

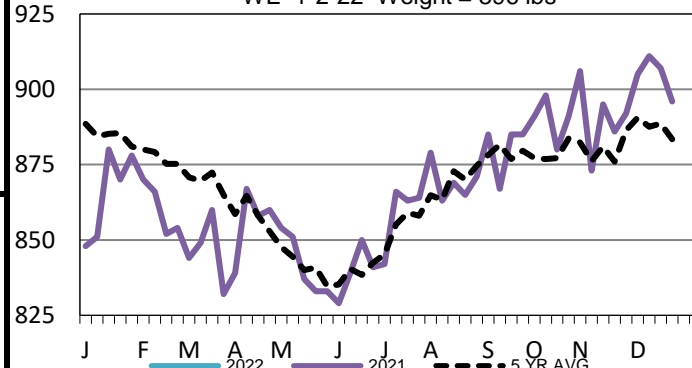
LM CT134	COLORADO	LM CT109
Neg. Cash Volume:	0	Dressed Formula Vol: 3,785
Live Steer Avg:	N/A	Steer/Heifer Avg: \$241.82
Live Heifer Avg:	N/A	Dressed Neg. Grid Vol: 0
Dressed Steer Avg:	N/A	Steer/Heifer Avg: N/A
Dressed Heifer Avg:	N/A	TOTAL VOLUME: 3,785
LM CT106	TOTAL WK TO DATE VOLUME:	9,000
Committed:	6,105	Delivered: 7,206

LM CT137	IA-MN	LM CT109
Neg. Cash Volume:	7,714	Dressed Formula Vol: 1,399
Live Steer Avg:	\$139.41	Steer/Heifer Avg: \$222.51
Live Heifer Avg:	\$139.33	Dressed Neg. Grid Vol: 329
Dressed Steer Avg:	\$220.00	Steer/Heifer Avg: \$225.15
Dressed Heifer Avg:	\$220.00	TOTAL VOLUME: 9,442
LM CT106	TOTAL WK TO DATE VOLUME:	17,078
Committed:	11,787	Delivered: 8,193

For Wednesday in the Southern Plains cash trading was limited on light demand. Compared to last week live traded steady at 138.00, a light test was noted. For Wednesday in Nebraska cash trading was slow to moderate with moderate demand. In Nebraska, compared to last week, live and dressed traded steady to 2.00 lower from 138.00-140.00 and at 220.00, respectively, a light test of live was noted. In the Western Cornbelt cash trading was slow with moderate demand. Compared to last week live and dressed purchases traded steady to 2.00 lower from 138.00-140.00 and at 220.00, respectively, a light test was noted of both live and dressed purchases.

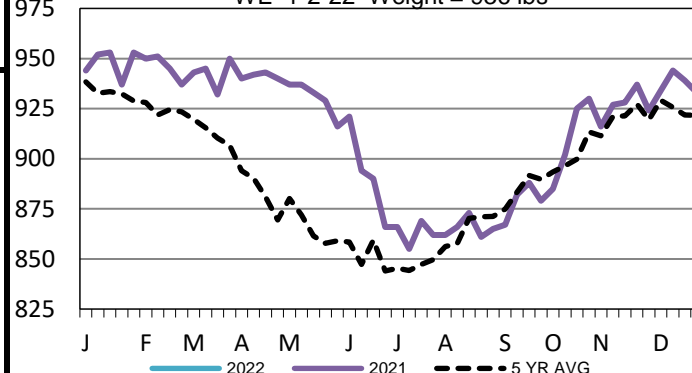
Colorado Formula Carcass Weights

WE 1-2-22 Weight = 896 lbs



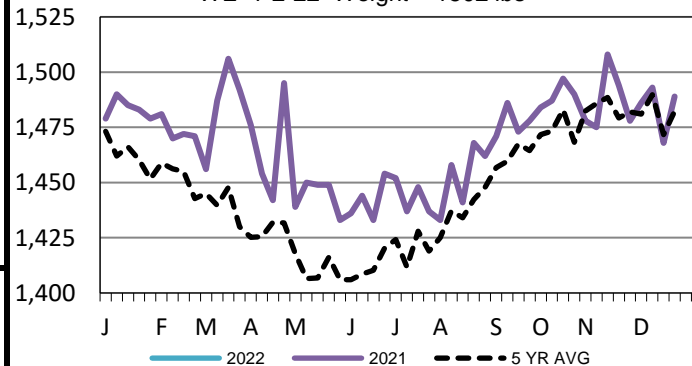
Iowa-Minnesota Formula Carcass Weights

WE 1-2-22 Weight = 936 lbs



5-Area Negotiated Cash Live Steer Weights

WE 1-2-22 Weight = 1502 lbs



USDA Livestock, Poultry and Grain Market News

St. Joseph, Missouri

Phone: 816-676-7000

stjoe.lpgmn@ams.usda.gov