

## Daily Direct Steer and Heifer Slaughter Cattle Summary

For Trade on:

Tuesday, January 04, 2022

<a href="#">LM CT100</a>	<b>5-AREA</b>	<a href="#">LM CT109</a>
<b>Neg. Cash Volume:</b>	2,028	<b>Dressed Formula Vol:</b> 31,621
Live Steer Avg:	\$139.47	Steer/Heifer Avg: \$220.02
Live Heifer Avg:	\$139.65	<b>Dressed Neg. Grid Vol:</b> 2,528
Dressed Steer Avg:	N/A	Steer/Heifer Avg: \$221.86
Dressed Heifer Avg:	N/A	<b>TOTAL VOLUME:</b> 36,177
<a href="#">LM CT106</a>	<b>TOTAL WK TO DATE VOLUME:</b>	<b>73,614</b>
<b>Committed:</b>	<b>81,069</b>	<b>Delivered:</b> 70,704

<a href="#">LM CT118</a>	<b>TX-OK-NM</b>	<a href="#">LM CT109</a>
<b>Neg. Cash Volume:</b>	0	<b>Dressed Formula Vol:</b> 9,022
Live Steer Avg:	N/A	Steer/Heifer Avg: \$215.33
Live Heifer Avg:	N/A	<b>Dressed Neg. Grid Vol:</b> 124
Dressed Steer Avg:	N/A	Steer/Heifer Avg: \$215.60
Dressed Heifer Avg:	N/A	<b>TOTAL VOLUME:</b> 9,146
<a href="#">LM CT106</a>	<b>TOTAL WK TO DATE VOLUME:</b>	<b>15,203</b>
<b>Committed:</b>	<b>23,154</b>	<b>Delivered:</b> 18,091

<a href="#">LM CT121</a>	<b>KANSAS</b>	<a href="#">LM CT109</a>
<b>Neg. Cash Volume:</b>	0	<b>Dressed Formula Vol:</b> 10,038
Live Steer Avg:	N/A	Steer/Heifer Avg: \$216.61
Live Heifer Avg:	N/A	<b>Dressed Neg. Grid Vol:</b> 1,332
Dressed Steer Avg:	N/A	Steer/Heifer Avg: \$222.17
Dressed Heifer Avg:	N/A	<b>TOTAL VOLUME:</b> 11,370
<a href="#">LM CT106</a>	<b>TOTAL WK TO DATE VOLUME:</b>	<b>32,112</b>
<b>Committed:</b>	<b>27,009</b>	<b>Delivered:</b> 19,526

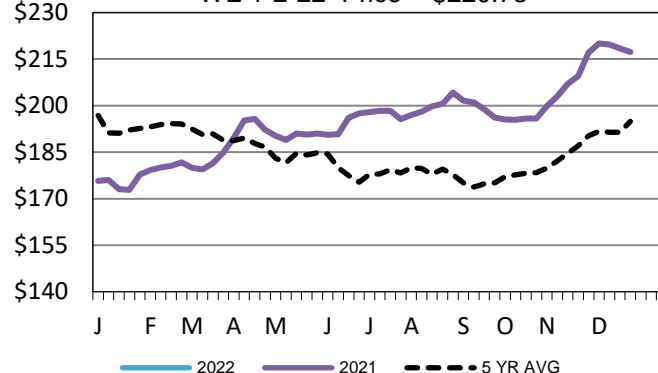
<a href="#">LM CT124</a>	<b>NEBRASKA</b>	<a href="#">LM CT109</a>
<b>Neg. Cash Volume:</b>	1271	<b>Dressed Formula Vol:</b> 5,774
Live Steer Avg:	\$139.00	Steer/Heifer Avg: \$229.46
Live Heifer Avg:	\$139.65	<b>Dressed Neg. Grid Vol:</b> 635
Dressed Steer Avg:	N/A	Steer/Heifer Avg: \$220.06
Dressed Heifer Avg:	N/A	<b>TOTAL VOLUME:</b> 7,680
<a href="#">LM CT106</a>	<b>TOTAL WK TO DATE VOLUME:</b>	<b>13,641</b>
<b>Committed:</b>	<b>22,024</b>	<b>Delivered:</b> 17,926

<a href="#">LM CT134</a>	<b>COLORADO</b>	<a href="#">LM CT109</a>
<b>Neg. Cash Volume:</b>	0	<b>Dressed Formula Vol:</b> 4,406
Live Steer Avg:	N/A	Steer/Heifer Avg: \$222.36
Live Heifer Avg:	N/A	<b>Dressed Neg. Grid Vol:</b> 0
Dressed Steer Avg:	N/A	Steer/Heifer Avg: N/A
Dressed Heifer Avg:	N/A	<b>TOTAL VOLUME:</b> 4,406
<a href="#">LM CT106</a>	<b>TOTAL WK TO DATE VOLUME:</b>	<b>5,215</b>
<b>Committed:</b>	<b>3,809</b>	<b>Delivered:</b> 7,115

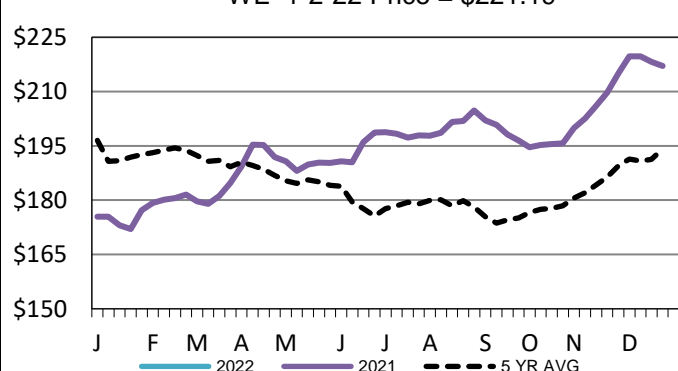
<a href="#">LM CT137</a>	<b>IA-MN</b>	<a href="#">LM CT109</a>
<b>Neg. Cash Volume:</b>	757	<b>Dressed Formula Vol:</b> 2,421
Live Steer Avg:	\$140.00	Steer/Heifer Avg: \$224.84
Live Heifer Avg:	N/A	<b>Dressed Neg. Grid Vol:</b> 437
Dressed Steer Avg:	N/A	Steer/Heifer Avg: \$225.30
Dressed Heifer Avg:	N/A	<b>TOTAL VOLUME:</b> 3,615
<a href="#">LM CT106</a>	<b>TOTAL WK TO DATE VOLUME:</b>	<b>7,636</b>
<b>Committed:</b>	<b>5,073</b>	<b>Delivered:</b> 8,046

For Tuesday negotiated cash trading was at a standstill in the Southern Plains. In Nebraska and Western Cornbelt negotiated cash trading was limited on light demand. In Nebraska a few live purchases traded from 139.00-140.00. Not enough purchases for a market trend. Last week in the Southern Plains live purchases traded at 138.00. For the prior week in Nebraska and Western Cornbelt live and dressed purchases traded at 140.00 and from 220.00-222.00, respectively.

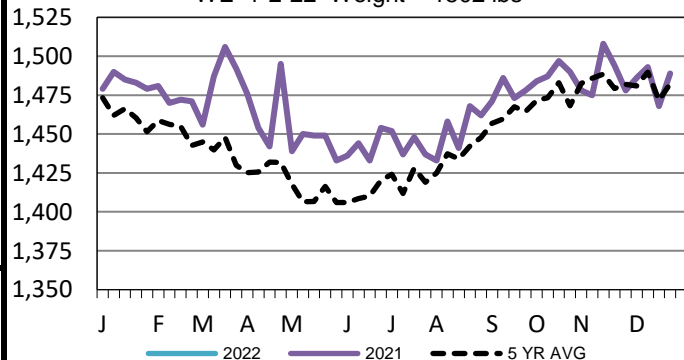
Nebraska Weekly DressedSteer Weighted Avg  
WE 1-2-22 Price = \$220.73



Iowa-Minnesota Wkly Dress Steer Wtd Avg  
WE 1-2-22 Price = \$221.19



5-Area Negotiated Cash Live Steer Weights  
WE 1-2-22 Weight = 1502 lbs



## USDA Livestock, Poultry and Grain Market News

St. Joseph, Missouri

Phone: 816-676-7000

[stjoe.lpgmn@ams.usda.gov](mailto:stjoe.lpgmn@ams.usda.gov)