

Daily Direct Steer and Heifer Slaughter Cattle Summary

For Trade on:

Thursday, December 30, 2021

LM CT100	5-AREA	LM CT109
Neg. Cash Volume:	14,961	Dressed Formula Vol: 69,043
Live Steer Avg:	\$138.43	Steer/Heifer Avg: \$218.22
Live Heifer Avg:	\$138.10	Dressed Neg. Grid Vol: 4,306
Dressed Steer Avg:	\$221.48	Steer/Heifer Avg: \$222.80
Dressed Heifer Avg:	\$222.00	TOTAL VOLUME: 88,310
LM CT106	TOTAL WK TO DATE VOLUME:	263,980
Committed:	118,173	Delivered: 91,598

LM CT118	TX-OK-NM	LM CT109
Neg. Cash Volume:	4,637	Dressed Formula Vol: 22,289
Live Steer Avg:	\$138.00	Steer/Heifer Avg: \$215.15
Live Heifer Avg:	\$138.00	Dressed Neg. Grid Vol: 0
Dressed Steer Avg:	N/A	Steer/Heifer Avg: N/A
Dressed Heifer Avg:	N/A	TOTAL VOLUME: 26,926
LM CT106	TOTAL WK TO DATE VOLUME:	55,728
Committed:	26,151	Delivered: 20,373

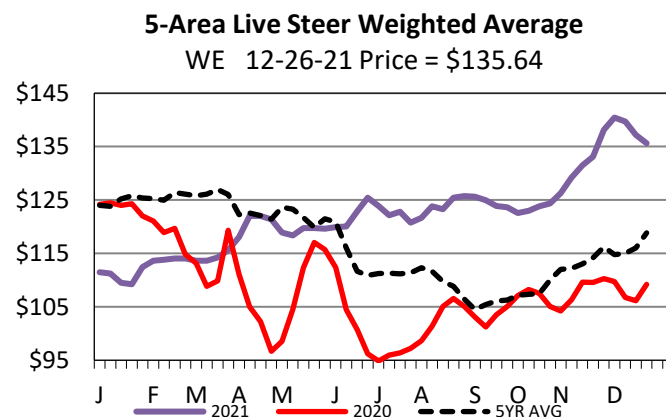
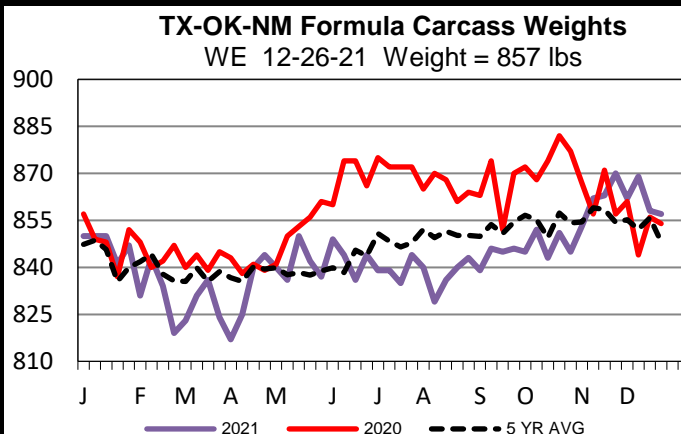
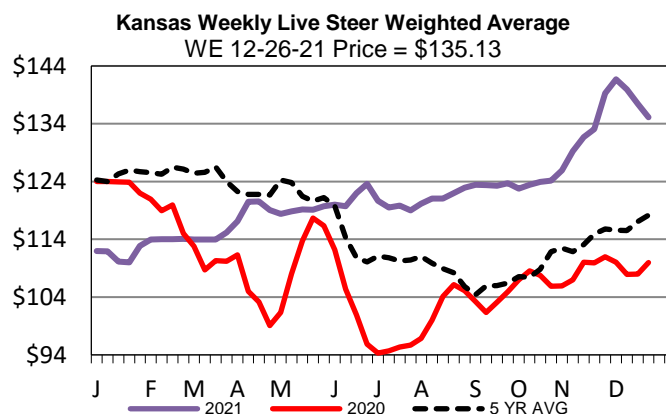
LM CT121	KANSAS	LM CT109
Neg. Cash Volume:	6,970	Dressed Formula Vol: 25,401
Live Steer Avg:	\$138.00	Steer/Heifer Avg: \$216.37
Live Heifer Avg:	\$138.00	Dressed Neg. Grid Vol: 1,210
Dressed Steer Avg:	N/A	Steer/Heifer Avg: \$223.32
Dressed Heifer Avg:	N/A	TOTAL VOLUME: 33,581
LM CT106	TOTAL WK TO DATE VOLUME:	80,226
Committed:	41,842	Delivered: 27,282

LM CT124	NEBRASKA	LM CT109
Neg. Cash Volume:	665	Dressed Formula Vol: 9,447
Live Steer Avg:	N/A	Steer/Heifer Avg: \$222.64
Live Heifer Avg:	\$138.00	Dressed Neg. Grid Vol: 1,227
Dressed Steer Avg:	\$222.00	Steer/Heifer Avg: \$222.59
Dressed Heifer Avg:	N/A	TOTAL VOLUME: 11,339
LM CT106	TOTAL WK TO DATE VOLUME:	61,884
Committed:	18,477	Delivered: 23,434

LM CT134	COLORADO	LM CT109
Neg. Cash Volume:	0	Dressed Formula Vol: 7,277
Live Steer Avg:	N/A	Steer/Heifer Avg: \$227.47
Live Heifer Avg:	N/A	Dressed Neg. Grid Vol: 0
Dressed Steer Avg:	N/A	Steer/Heifer Avg: N/A
Dressed Heifer Avg:	N/A	TOTAL VOLUME: 7,277
LM CT106	TOTAL WK TO DATE VOLUME:	21,218
Committed:	15,710	Delivered: 5,170

LM CT137	IA-MN	LM CT109
Neg. Cash Volume:	2,689	Dressed Formula Vol: 5,150
Live Steer Avg:	\$140.72	Steer/Heifer Avg: \$220.19
Live Heifer Avg:	\$140.15	Dressed Neg. Grid Vol: 1,869
Dressed Steer Avg:	\$221.31	Steer/Heifer Avg: \$222.60
Dressed Heifer Avg:	\$222.00	TOTAL VOLUME: 9,708
LM CT106	TOTAL WK TO DATE VOLUME:	46,014
Committed:	15,993	Delivered: 15,339

For Thursday negotiated cash trading was limited on light demand in the Southern Plains with live purchases 3.00 higher compared to last week at 138.00. Negotiated cash trading has been mostly inactive on light demand in all other major feeding regions. Not enough purchases for a market trend. On Tuesday in Nebraska and the Western Cornbelt live and dressed purchases traded at 140.00 and from 220.00-222.00, respectively.



USDA Livestock, Poultry and Grain Market News

St. Joseph, Missouri

Phone: 816-676-7000

stjoe.lpgmn@ams.usda.gov